

BALDWIN®

KNOBS



RESERVE™

KNOB



Ellipse
(ELL)



Round
(ROU)



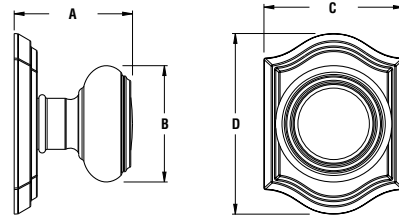
Traditional
(TRA)



Rustic
(RUS)

KNOB SPECIFICATIONS

Door Preparation	2-1/8" cross bore. 1" edge bore for latch.
Door Thickness	1-3/8" to 2" standard. Thick door optional for up to 2-1/2".
Cylinder	Baldwin 5-pin C-Keyway.
Backset	Adjustable 2-3/8" or 2-3/4".
Front & Latch	Square Corner Adjustable (SL) standard. Round Corner (RL), Drive In (DL), or 6 Way Adjustable (6L) optional.
Strike	Square Corner (SS) standard. Round Corner (RS), or Dual Strike (DS) optional. Extended Lip strike shipped with all thick door locks (ES).
Latch Bolt	1/2" passage/privacy/entry function bolt.
Handing	Handing not required.
ANSI/BHMA	Tested to exceed ANSI/BHMA Grade 2 security.
ADA	N/A
UL	20-minute certified UL option available.



KNOB DIMENSIONS

	ELL	ROU	TRA	RUS
A	2-11/32"	2-7/32"	2-1/4"	2-7/32"
A (Keyed)	2-3/16"	2-3/16"	2-3/16"	2-3/16"
B	2-7/16"	2-3/16"	2-7/32"	2-11/32"

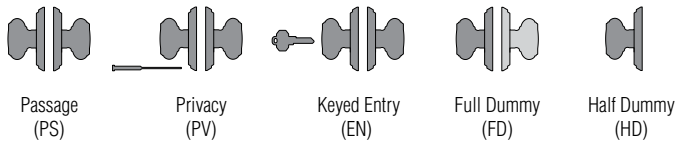
ROSE DIMENSIONS

	TAR	TRR	TSR	CRR	CSR	RAR	RSR
C	2-21/32"	2-9/16"	2-19/32"	2-9/16"	2-9/16"	2-11/16"	2-5/8"
D	3-7/16"	2-9/16"	2-19/32"	2-9/16"	2-9/16"	4-1/2"	4"

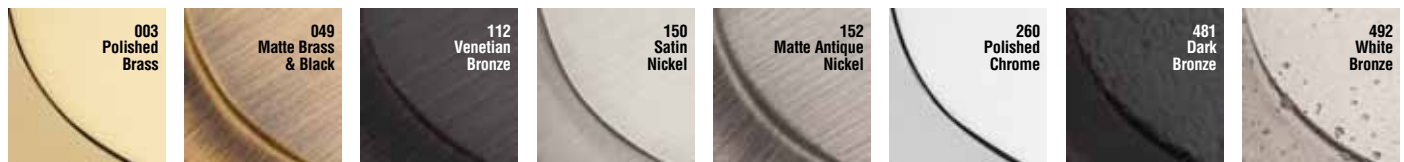
FINISH AVAILABILITY

	003	049	112	150	152	260	481	492
ELL	•	•	•	•	•	•		
ROU	•	•	•	•	•	•		
TRA	•	•	•	•	•	•		
RUS							•	•

FUNCTIONS



FINISHES



LIMITED LIFETIME MECHANICAL • 25-YEAR FINISH WARRANTY

BALDWIN

19701 DA VINCI · LAKE FOREST · CALIFORNIA · 92610
1.800.437.7448 · BALDWINHARDWARE.COM