



Taymor

*Trusted Canadian brand since 1948*

C A T A L O G U E

2 0 1 7

# Taymor®

door hardware, bath hardware and faucets

# C O N T E N T S

<b>NEW &amp; NOTEWORTHY</b>	<b>6</b>	<b>BATH HARDWARE</b>	
<b>ADMIRE &amp; INSPIRE</b>	<b>11</b>	THE COLLECTIONS	<b>94-103</b>
<b>DOOR HARDWARE</b>		BASICS	<b>104</b>
PREMIER RESIDENTIAL LOCKS	<b>20</b>	BATH HARDWARE	<b>104-107</b>
HANDLESETS	<b>22</b>	PAPER HOLDERS & MORE	<b>108</b>
LOCKSETS	<b>23-27</b>	BATHSETS QUICK FIND	<b>109</b>
DEADBOLTS	<b>28</b>	BATH ACCENTS	<b>110</b>
ROSE KITS	<b>29</b>	TOWEL SHELVES	<b>111</b>
MORTISE LOCKS	<b>30</b>	COUNTERTOP ACCESSORIES	<b>112</b>
INTERCONNECTED LOCKS	<b>32</b>	FLOOR STANDING ACCESSORIES	<b>113</b>
PROFESSIONAL SERIES® RESIDENTIAL LOCKS	<b>36</b>	STORAGE & ACCESSORIES	<b>114</b>
HANDLESETS	<b>38-39</b>	SHOWER & BATH ACCESSORIES	<b>115-117</b>
LOCKSETS	<b>40-43</b>	SHOWER RODS & ACCESSORIES	<b>118-119</b>
ELECTRONIC DEADBOLTS	<b>44-45</b>	BATH SAFETY	<b>120</b>
DEADBOLTS	<b>46</b>		
SLIDING DOOR LOCKS	<b>47</b>		
BUILDERS SERIES RESIDENTIAL LOCKS	<b>48</b>	<b>FAUCETS</b>	
EPIC LOCK SERIES® RESIDENTIAL LOCKS	<b>49</b>	BATHROOM FAUCETS	<b>124</b>
CURB APPEAL	<b>50</b>	BASICS BATHROOM FAUCETS	<b>128</b>
EXTERIOR HARDWARE	<b>51-56</b>	PRO/TRIM TUB & SHOWER KITS	<b>130</b>
INTERIOR HARDWARE	<b>57-65</b>	PRO VALVES	<b>131</b>
COMMERCIAL HARDWARE	<b>66</b>	KITCHEN FAUCETS	<b>132</b>
LOCKSETS & DEADBOLTS	<b>68-71</b>	BASICS KITCHEN FAUCETS	<b>136</b>
MORTISE LOCKS	<b>72-73</b>	UTILITY FAUCETS	<b>137</b>
DOOR CLOSERS	<b>74-76</b>		
EXIT HARDWARE	<b>77-80</b>		
INTERIOR HARDWARE	<b>81</b>		
PARTS & SERVICES	<b>82</b>	<b>REFERENCES</b>	
PRO/KEY PROGRAM	<b>83</b>	WARRANTY INFORMATION	<b>138</b>
RESIDENTIAL PARTS	<b>84-85</b>	TERMS & CONDITIONS	<b>139</b>
KEYING & ACCESSORIES	<b>86</b>	DOOR HARDWARE INDEX	<b>140-141</b>
COMMERCIAL PARTS	<b>87</b>	BATH HARDWARE INDEX	<b>142-143</b>
PREMIER/PROFESSIONAL SERIES® HANDLESET CUSTOMIZATION	<b>88</b>	FAUCETS INDEX	<b>144</b>
FINISH GUIDE	<b>89</b>		

SINCE  
1948

PRESIDENT JAKE ZALKOWITZ (RIGHT)  
WITH HARRY FRANKLIN, SALES MANAGER  
- TAYMOR & CO. 1962



**Built on a solid reputation** for superior quality, value, and service, Taymor is a leading North American architectural hardware designer and manufacturer. Family owned since 1948, the same enduring values that motivated founder Jake Zalkowitz, inspire our company today. At the heart of our offering is our commitment to our people and customers, which underlines our award-winning emphasis on design, quality, and affordability.



# HERE & NOW

The leading architectural hardware choice of homeowners, builders, developers, and the design community; Taymor products are installed nationwide in private residences, residential developments, commercial offices and leading hotels and resorts. Recognized for product quality and performance backed by industry-leading warranties, our comprehensive range of door hardware, commercial hardware, bath hardware and faucets allows you to harmonize design throughout the entire home and complete your projects seamlessly.

# +NEW NOTEWORTHY



66 Good design can bring out the best in a room and often it's the details that make the biggest difference. At Taymor, quality craftsmanship and lasting design shape our products. We focus on style and innovation in the development of our door hardware, bathware & faucets to ensure the perfect finishing touch to your project.

VIVIAN ZALKOW, CEO

99



1.



2.



3.

### 1. ROUND DOOR KNOCKER

Both decorative and functional, the Round Door Knocker will become the focal point of your home's entryway, giving it a refined high-style look. Includes strike plate and mounting hardware. (see pg. 53)

### 2. ZURICH

With its structured shape and geometric form, our Zurich bath collection exudes architectural appeal. Look further, and you'll see Zurich complements the linear styling of several Taymor doorware collections, pairing well with our contemporary square rose option. (see pg. 98)

### 3. TAYMOR PREMIER INTERCONNECTED LOCK

Introducing the new Taymor Premier Interconnected Lock (shown here with Catana lever.) This ANSI Grade 2, single motion egress, suite entry door lock is 3-hour fire rated and ADA compliant. Modern design and curvaceous, soft lines are a distinct departure from standard commercial-style offerings. Interchangeable with any Taymor Premier Series lever, offering more than 4,000 different combinations of style, trim and finish options. (see pgs. 23, 34 & 35)



4.



5.

### 4. BARCELONA

Our popular Barcelona knob is now offered in a stylish mini version, perfect for use on cabinet, closet or bi-fold doors where locking is not needed. Also new and noteworthy is our Metra closet knob pictured on pages 61. Simplicity in design and a bold silhouette allow both Metra and Barcelona to seamlessly blend into any décor. (see pgs. 27, 61)

### 5. CATANA

New to our Premier Series, the Catana door lever offers a refined minimalist look in a non-handed, ergonomic design. Characterized by curvaceous, soft lines, Catana lends a modern touch of elegance to any space. Available in all standard functions: privacy, passage, and dummy. (see pg. 23)



6.

## BACK IN BLACK

### 6. VEGA & BERGEN

Our Vega and Bergen levers add an updated silhouette to any residential door. Equipped with built-in screw guides, pressure tabs to prevent lock rotation, and a universal latch, you get the same easy installation and reliability that comes with any Taymor Premier Series lever; now available in Matte Black. (see pgs. 24 & 25)

### 7. LONDON

Crisp, modern and bold; our exclusive London handleset can go Modern, Craftsman or Mission style. Its substantial presence and proportions make it perfect for large entry doors. Try it in our Matte Black finish. (see pg. 22)

### 8. ALLUSION

The ultimate in minimalism, our Allusion collection features a seamless, sculptural presence with bold curves. Now available in two contemporary finishes: Polished Chrome and Matte Black. (see pg. 94)

### 9. ASTRAL

Whether your bathroom is large or small, you can rely on the clean, straight lines and functional features of our modern and timeless Astral Collection to provide long-lasting style. Try it in our new Matte Black finish. (see pg. 95)

7.



8.



9.







# ADMIRE & INSPIRE

At Taymor, we elevate door and bath hardware through our attention to design, material, and finish. From levers and locksets to faucets, bath hardware and accessories, Taymor brings your design vision to life. On the following pages, you'll find our Admire & Inspire gallery featuring six distinctive and inspirational room styles. Each room features Taymor products in coordinated vignettes that harmonize in style and finish. Find all Taymor door and bath hardware products in this catalogue and visit us at [taymor.com](https://www.taymor.com) for more information.

## COAST MODERN



- 1. ALLUSION TOWEL BAR IN MATTE BLACK (see pg. 94)
- 2. ALLUSION SINGLE ROBE HOOK IN MATTE BLACK (see pg. 94)
- 3. BARCELONA KNOB & ALLUSION TOWEL BAR IN MATTE BLACK (see pg. 27 & 94)
- 4. BARCELONA KNOB IN MATTE BLACK (see pg. 27)





## DESIGN DARLING



- 1. BERGEN LEVER IN POLISHED CHROME [see pg. 25]
- 2. LUX TOWEL BAR & TOWEL RING IN POLISHED CHROME [see pg. 100]
- 3. EUROPEAN TOWEL SHELF [see pg. 111], LUX PAPER HOLDER IN POLISHED CHROME [see pg. 100]
- 4. LUX TOWEL BARS IN POLISHED CHROME [see pg. 100]

## CHIC RETREAT



- 1. WELLS LEVER IN POLISHED CHROME (see pg. 27)
- 2. DIXON PAPER/TOWEL HOLDER IN POLISHED CHROME (see pg. 99)
- 3. DIXON TOWEL BAR IN POLISHED CHROME (see pg. 99)
- 4. DIXON TOWEL RING & DIXON WIDESPREAD FAUCET IN POLISHED CHROME (see pg. 99, 124)

## SIMPLY SEASIDE



- 1. ELECTRA TOWEL BAR & ZURICH TUB & SHOWER FAUCET  
IN POLISHED CHROME (see pg. 96, 124)
- 2. & 3. EQUINOX LEVER IN POLISHED CHROME (see pg. 24)
- 4. ELECTRA TOWEL RING IN POLISHED CHROME (see pg. 96)




## CITY SCAPE



- 1. ASTRAL TOWEL BAR IN POLISHED CHROME (see pg. 95)
- 2. VEGA LEVER IN POLISHED CHROME (see pg. 24)
- 3. ASTRAL TOWEL BAR & ZURICH FAUCET IN POLISHED CHROME (see pg. 95, 124)
- 4. VEGA LEVER (see pg. 24), ASTRAL SINGLE ROBE HOOK & TOWEL BAR IN POLISHED CHROME (see pg. 95)



## ARTFUL ELEGANCE



- 1. CATANA LEVER IN POLISHED CHROME (see pg. 23)
- 2. ZURICH SINGLE ROBE HOOKS & HAND TOWEL BARS (see pg. 98),  
CATANA LEVER IN POLISHED CHROME (see pg. 23)
- 3. ZURICH TOWEL BAR IN POLISHED CHROME (see pg. 98)
- 4. ZURICH ROBE HOOKS IN POLISHED CHROME (see pg. 98)



WELLS & VEGA LEVER IN AGED BRONZE AND SATIN NICKEL

# Taymor®

D O O R H A R D W A R E

residential & commercial locksets and door hardware



# PREMIER RESIDENTIAL LOCKS

BECAUSE THE DETAILS MATTER



LONDON HANDLESET IN MATTE BLACK






## RESIDENTIAL LOCKS

Featuring the latest looks in locksets, Taymor's best-in-class Premier series delights discerning customers and sets building projects apart. Distinctive contemporary style, ergonomic design, and enduring quality ensure your door hardware looks and feels great for years to come. Trusted by professionals for over 65 years, Taymor Premier locksets come equipped with built-in screw guides, pressure tabs to prevent lock rotation and a universal latch for easy installation. Precision-engineered, with a rugged all-metal chassis, Taymor Premier locksets give you outstanding durability, reliability and security.

Three elements distinguish the Premier Collection. Design that pleases the eye and ensures ease of installation and use. Quality that endures. And value embodied in our lifetime warranty.



DETAIL OF CATANA LEVER IN SATIN CHROME



### FINISHING TOUCH

High quality finishes for every room in your home.





LONDON



OPTIONAL SQUARE  
ROSE TRIM AVAILABLE  
(see pg. 88 for customization options)



VEGA INTERIOR TRIM

## THE LONDON HANDLESET

Crisp, modern and bold; our exclusive London handleset can go Modern, Craftsman or Mission style. Linear styling and a substantial presence make it perfect for large entry doors.

- › Includes Vega lever
- › Compatible with all Taymor Premier Series locksets for interior trim
- › For customization options see pg. 88
- › Universal 6-in-1 latches offer a guaranteed fit
- › Includes anti-pry collar for reinforced security
- › Deadbolt fits 2-1/8" (54 mm) or 1-1/2" (38 mm) bore hole
- › Premium all-metal construction
- › Fits standard exterior doors
- › Coordinates with a broad array of Taymor curb appeal accessories

GRADE  
2

ANSI GRADE 2



FULL KEYING SERVICES AVAILABLE

WR5 keyway, packaged in Keyed Different.

### LONDON

#### BUILDER PACK

SATIN NICKEL 15	30-D1015SN	\$ 350.00
MATTE BLACK 19	30-D1015BLK	*\$ 350.00
POLISHED CHROME 26	30-D1015PC	\$ 350.00
SATIN CHROME 26D	30-D1015SC	\$ 350.00

CASE QTY. 4

#### RETAIL PACK

SATIN NICKEL 15	31-FV1015SN	\$ 370.00
POLISHED CHROME 26	31-FV1015PC	\$ 370.00

CASE QTY. 4

\* Price effective July 1, 2017

## PREMIER LOCKSETS

- › Fully reversible lock
- › Universal 6-in-1 latches offer a guaranteed fit
- › Push button auto-release on privacy function
- › Concealed screw mount for a streamlined look
- › Premium all-metal construction
- › Fits standard doors



ANSI GRADE 3



### FIRE RATING AVAILABLE

Optional 20-minute fire rating indicated on items by . A fire can must be ordered in conjunction with lockset.



### EXTENSION KIT AVAILABLE

Optional Extension Kit works to accommodate doors that are 2-1/4" (57 mm) thick. [see pg. 85]

## THE CATANA LEVER

New to our Premier series, the Catana lever offers a refined minimalist look in a non-handed, ergonomic design. Characterized by curvaceous, soft lines, Catana lends a modern touch of elegance to any space. It also complies with the California State Reference Code for 1/2" (13 mm) lever return to the door face when paired with the Taymor Premier Interconnected Lock.



CATANA LEVER IN POLISHED CHROME




<b>CATANA</b> <small>BUILDER PACK</small>	PRIVACY		PASSAGE		DUMMY/INSIDE TRIM (COMPATIBLE WITH LONDON, FJORD OR STRAIT)	
<b>SATIN NICKEL 15</b>	30-D006624SN	<b>\$ 94.86</b>	30-D006634SN	<b>\$ 86.24</b>	30-664SN	<b>\$ 45.95</b>
<b>POLISHED CHROME 26</b>	30-D006624PC	<b>\$ 94.86</b>	30-D006634PC	<b>\$ 86.24</b>	30-664PC	<b>\$ 45.95</b>
<b>CASE QTY. 20</b>						



VEGA - SQUARE ROSE



EQUINOX - SQUARE ROSE



VEGA - ROUND ROSE



EQUINOX - ROUND ROSE



### VEGA - SQUARE ROSE 🔥

BUILDER PACK	PRIVACY	PASSAGE	DUMMY
SATIN NICKEL 15	30-D006724SN \$ 91.52	30-D006734SN \$ 83.20	30-674SN \$ 44.32
MATTE BLACK 19	30-D006724BLK *\$ 91.52	30-D006734BLK *\$ 83.20	30-674BLK *\$ 44.32
POLISHED CHROME 26	30-D006724PC \$ 91.52	30-D006734PC \$ 83.20	30-674PC \$ 44.32
SATIN CHROME 26D	30-D006724SC \$ 91.52	30-D006734SC \$ 83.20	30-674SC \$ 44.32
CASE QTY 20			

\* Price effective July 1, 2017

### VEGA - ROUND ROSE 🔥

BUILDER PACK	PRIVACY	PASSAGE	INSIDE TRIM	DUMMY
SATIN NICKEL 15	30-D006424SN \$ 91.52	30-D006434SN \$ 83.20	30-HL0064SN \$ 58.24	30-644SN \$ 44.32
MATTE BLACK 19	30-D006424BLK *\$ 91.52	30-D006434BLK *\$ 83.20	30-HL0064BLK *\$ 58.24	30-644BLK *\$ 44.32
POLISHED CHROME 26	30-D006424PC \$ 91.52	30-D006434PC \$ 83.20	30-HL0064PC \$ 58.24	30-644PC \$ 44.32
SATIN CHROME 26D	30-D006424SC \$ 91.52	30-D006434SC \$ 83.20	30-HL0064SC \$ 58.24	30-644SC \$ 44.32
CASE QTY. 20				

\* Price effective July 1, 2017

### EQUINOX - SQUARE ROSE 🔥


BUILDER PACK	PRIVACY	PASSAGE	DUMMY
AGED BRONZE 10B+	30-D006824BRN \$ 83.46	30-D006834BRN \$ 75.87	30-684BRN \$ 37.93
SATIN NICKEL 15	30-D006824SN \$ 75.87	30-D006834SN \$ 68.97	30-684SN \$ 34.48
POLISHED CHROME 26	30-D006824PC \$ 75.87	30-D006834PC \$ 68.97	30-684PC \$ 34.48
SATIN CHROME 26D	30-D006824SC \$ 75.87	30-D006834SC \$ 68.97	30-684SC \$ 34.48
CASE QTY 20			

### EQUINOX - ROUND ROSE 🔥


BUILDER PACK	PRIVACY	PASSAGE	INSIDE TRIM	DUMMY
AGED BRONZE 10B+	30-D004424BRN \$ 83.46	30-D004434BRN \$ 75.87	30-HL0044BRN \$ 53.11	30-444BRN \$ 37.93
SATIN NICKEL 15	30-D004424SN \$ 75.87	30-D004434SN \$ 68.97	30-HL0044SN \$ 48.28	30-444SN \$ 34.48
POLISHED CHROME 26	30-D004424PC \$ 75.87	30-D004434PC \$ 68.97	30-HL0044PC \$ 48.28	30-444PC \$ 34.48
SATIN CHROME 26D	30-D004424SC \$ 75.87	30-D004434SC \$ 68.97	30-HL0044SC \$ 48.28	30-444SC \$ 34.48
CASE QTY. 20				
RETAIL PACK				
SATIN NICKEL 15	31-FV004424SN \$ 78.55	31-FV004434SN \$ 71.65	—	—
POLISHED CHROME 26	31-FV004424PC \$ 78.55	31-FV004434PC \$ 71.65	—	—
SATIN CHROME 26D	31-FV004424SC \$ 78.55	31-FV004434SC \$ 71.65	—	—
CASE QTY. 4				



BERGEN



STOCKHOLM



CITATION



## BERGEN

### BUILDER PACK

	PRIVACY	PASSAGE	INSIDE TRIM	DUMMY
SATIN NICKEL 15	30-D006224SN \$ <b>82.16</b>	30-D006234SN \$ <b>74.69</b>	30-HL0062SN \$ <b>52.28</b>	30-624SN \$ <b>40.06</b>
MATTE BLACK 19	30-D006224BLK *\$ <b>82.16</b>	30-D006234BLK *\$ <b>74.69</b>	30-HL0062BLK *\$ <b>52.28</b>	30-624BLK *\$ <b>40.06</b>
POLISHED CHROME 26	30-D006224PC \$ <b>82.16</b>	30-D006234PC \$ <b>74.69</b>	30-HL0062PC \$ <b>52.28</b>	30-624PC \$ <b>40.06</b>
SATIN CHROME 26D	30-D006224SC \$ <b>82.16</b>	30-D006234SC \$ <b>74.69</b>	30-HL0062SC \$ <b>52.28</b>	30-624SC \$ <b>40.06</b>

CASE QTY. 20

\* Price effective July 1, 2017

### RETAIL PACK

SATIN NICKEL 15	31-FV006224SN \$ <b>84.87</b>	31-FV006234SN \$ <b>77.40</b>	—	—
POLISHED CHROME 26	31-FV006224PC \$ <b>84.87</b>	31-FV006234PC \$ <b>77.40</b>	—	—
SATIN CHROME 26D	31-FV006224SC \$ <b>84.87</b>	31-FV006234SC \$ <b>77.40</b>	—	—

CASE QTY. 4

## STOCKHOLM

### BUILDER PACK

	PRIVACY	PASSAGE	INSIDE TRIM	DUMMY
SATIN NICKEL 15	30-D004924SN \$ <b>82.16</b>	30-D004934SN \$ <b>74.69</b>	30-HL0049SN \$ <b>52.28</b>	30-494SN \$ <b>40.06</b>
POLISHED CHROME 26	30-D004924PC \$ <b>82.16</b>	30-D004934PC \$ <b>74.69</b>	30-HL0049PC \$ <b>52.28</b>	30-494PC \$ <b>40.06</b>
SATIN CHROME 26D	30-D004924SC \$ <b>82.16</b>	30-D004934SC \$ <b>74.69</b>	30-HL0049SC \$ <b>52.28</b>	30-494SC \$ <b>40.06</b>

CASE QTY. 20

### RETAIL PACK

SATIN NICKEL 15	31-FV004924SN \$ <b>84.87</b>	31-FV004934SN \$ <b>77.40</b>	—	—
-----------------	-------------------------------	-------------------------------	---	---

CASE QTY. 4

## CITATION

### BUILDER PACK

	PRIVACY	PASSAGE	INSIDE TRIM	DUMMY
SATIN NICKEL 15	30-D004624SN \$ <b>77.38</b>	30-D004634SN \$ <b>70.35</b>	30-HL0046SN \$ <b>49.24</b>	30-464SN \$ <b>37.89</b>
SATIN CHROME 26D	30-D004624SC \$ <b>77.38</b>	30-D004634SC \$ <b>70.35</b>	30-HL0046SC \$ <b>49.24</b>	30-464SC \$ <b>37.89</b>

CASE QTY. 20

### RETAIL PACK

SATIN NICKEL 15	31-FV004624SN \$ <b>80.09</b>	31-FV004634SN \$ <b>73.06</b>	—	—
-----------------	-------------------------------	-------------------------------	---	---

CASE QTY. 4




HELSINKI



COPENHAGEN



BRITANNIA



### HELSINKI

#### BUILDER PACK

	PRIVACY	PASSAGE	INSIDE TRIM	DUMMY
SATIN NICKEL 15	30-D004824SN \$ 91.52	30-D004834SN \$ 83.20	30-HL0048SN \$ 58.24	30-484SN \$ 44.32
POLISHED CHROME 26	30-D004824PC \$ 91.52	30-D004834PC \$ 83.20	30-HL0048PC \$ 58.24	30-484PC \$ 44.32
SATIN CHROME 26D	30-D004824SC \$ 91.52	30-D004834SC \$ 83.20	30-HL0048SC \$ 58.24	30-484SC \$ 44.32

CASE QTY. 20

#### RETAIL PACK

SATIN NICKEL 15	31-FV004824SN \$ 94.24	31-FV004834SN \$ 85.92	—	—
-----------------	------------------------	------------------------	---	---

CASE QTY. 4

### COPENHAGEN

\*PLEASE SELECT "R" OR "L" FOR RIGHT OR LEFT HANDING AT END OF ITEM NUMBER WHEN ORDERING INSIDE TRIM & DUMMIES

#### BUILDER PACK

	PRIVACY	PASSAGE	INSIDE TRIM*	DUMMY*
AGED BRONZE 10B+	—	—	—	30-474BRN__ \$ 43.79
SATIN NICKEL 15	30-D004724SN \$ 82.16	30-D004734SN \$ 74.69	30-HL0047SN__ \$ 52.28	30-474SN__ \$ 40.06
POLISHED CHROME 26	30-D004724PC \$ 82.16	30-D004734PC \$ 74.69	30-HL0047PC__ \$ 52.28	30-474PC__ \$ 40.06

CASE QTY. 20

#### RETAIL PACK

AGED BRONZE 10B+	31-FV004724BRN \$ 93.09	31-FV004734BRN \$ 84.87	—	—
SATIN NICKEL 15	31-FV004724SN \$ 84.87	31-FV004734SN \$ 77.40	—	—

CASE QTY. 4

### BRITANNIA

\*PLEASE SELECT "R" OR "L" FOR RIGHT OR LEFT HANDING AT END OF ITEM NUMBER WHEN ORDERING INSIDE TRIM & DUMMIES

#### BUILDER PACK

	PRIVACY	PASSAGE	INSIDE TRIM*	DUMMY*
AGED BRONZE 10B+	30-D006324BRN \$ 90.37	30-D006334BRN \$ 82.16	30-HL0063BRN__ \$ 57.51	30-634BRN__ \$ 43.79
SATIN NICKEL 15	30-D006324SN \$ 82.16	30-D006334SN \$ 74.69	30-HL0063SN__ \$ 52.28	30-634SN__ \$ 40.06
POLISHED CHROME 26	30-D006324PC \$ 82.16	30-D006334PC \$ 74.69	30-HL0063PC__ \$ 52.28	30-634PC__ \$ 40.06
SATIN CHROME 26D	30-D006324SC \$ 82.16	30-D006334SC \$ 74.69	30-HL0063SC__ \$ 52.28	30-634SC__ \$ 40.06

CASE QTY. 20

#### RETAIL PACK

AGED BRONZE 10B+	31-FV006324BRN \$ 93.09	31-FV006334BRN \$ 84.87	—	—
SATIN NICKEL 15	31-FV006324SN \$ 84.87	31-FV006334SN \$ 77.40	—	—
SATIN CHROME 26D	31-FV006324SC \$ 84.87	31-FV006334SC \$ 77.40	—	—

CASE QTY. 4



ESSEX



WELLS



BARCELONA



## ESSEX

\*PLEASE SELECT "R" OR "L" FOR RIGHT OR LEFT HANDING AT END OF ITEM NUMBER WHEN ORDERING INSIDE TRIM & DUMMIES

BUILDER PACK	PRIVACY	PASSAGE	INSIDE TRIM*	DUMMY*
SATIN NICKEL 15	30-D004524SN <b>\$ 77.38</b>	30-D004534SN <b>\$ 70.35</b>	30-HL0045SN_ <b>\$ 49.24</b>	30-454SN_ <b>\$ 37.89</b>
SATIN CHROME 26D	30-D004524SC <b>\$ 77.38</b>	30-D004534SC <b>\$ 70.35</b>	30-HL0045SC_ <b>\$ 49.24</b>	30-454SC_ <b>\$ 37.89</b>
CASE QTY. 20				
RETAIL PACK				
SATIN NICKEL 15	31-FV004524SN <b>\$ 80.09</b>	31-FV004534SN <b>\$ 73.06</b>	—	—
SATIN CHROME 26D	31-FV004524SC <b>\$ 80.09</b>	31-FV004534SC <b>\$ 73.06</b>	—	—
CASE QTY. 4				

## WELLS

BUILDER PACK	PRIVACY	PASSAGE	INSIDE TRIM	DUMMY
AGED BRONZE 10B+	30-D006524BRN <b>\$ 115.54</b>	30-D006534BRN <b>\$ 105.04</b>	30-HL0065BRN <b>\$ 73.53</b>	30-654BRN <b>\$ 55.24</b>
SATIN NICKEL 15	30-D006524SN <b>\$ 105.04</b>	30-D006534SN <b>\$ 95.49</b>	30-HL0065SN <b>\$ 66.84</b>	30-654SN <b>\$ 50.46</b>
POLISHED CHROME 26	30-D006524PC <b>\$ 105.04</b>	30-D006534PC <b>\$ 95.49</b>	30-HL0065PC <b>\$ 66.84</b>	30-654PC <b>\$ 50.46</b>
CASE QTY. 20				
RETAIL PACK				
AGED BRONZE 10B+	31-FV006524BRN <b>\$ 118.26</b>	31-FV006534BRN <b>\$ 107.76</b>	—	—
SATIN NICKEL 15	31-FV006524SN <b>\$ 107.76</b>	31-FV006534SN <b>\$ 98.20</b>	—	—
POLISHED CHROME 26	31-FV006524PC <b>\$ 107.76</b>	31-FV006534PC <b>\$ 98.20</b>	—	—
CASE QTY. 4				

## BARCELONA

BUILDER PACK	PRIVACY	PASSAGE	INSIDE TRIM	DUMMY
SATIN NICKEL 15	30-D006124SN <b>\$ 61.50</b>	30-D006134SN <b>\$ 55.91</b>	30-HL0061SN <b>\$ 39.14</b>	30-614SN <b>\$ 27.95</b>
MATTE BLACK 19	30-D006124BLK <b>*\$ 61.50</b>	30-D006134BLK <b>*\$ 55.91</b>	30-HL0061BLK <b>*\$ 39.14</b>	30-614BLK <b>*\$ 27.95</b>
POLISHED CHROME 26	30-D006124PC <b>\$ 61.50</b>	30-D006134PC <b>\$ 55.91</b>	30-HL0061PC <b>\$ 39.14</b>	30-614PC <b>\$ 27.95</b>
CASE QTY. 20				* Price effective July 1, 2017

## PRO DEADBOLTS

- › ADA thumbturn
- › Concealed screw mount for a streamlined look
- › Includes anti-pry collar for reinforced security
- › Universal 6-in-1 latches offer a guaranteed fit
- › High tensile steel anti-saw deadbolt with 1" (25 mm) throw
- › Fits standard exterior doors



EXTERIOR



INTERIOR

### PRO SQUARE DEADBOLT 🔥

BUILDER PACK - KA3

AGED BRONZE 10B+	30-D01SC402BRN	\$ 103.80
SATIN NICKEL 15	30-D01SC402SN	\$ 94.35
MATTE BLACK 19	30-D01SC402BLK	*\$ 94.35
POLISHED CHROME 26	30-D01SC402PC	\$ 94.35
SATIN CHROME 26D	30-D01SC402SC	\$ 94.35

CASE QTY. 9 ITEM IS KEYED ALIKE IN SETS OF 3 (KA3)

\* Price effective July 1, 2017

GRADE  
2

ANSI GRADE 2



### FIRE RATING AVAILABLE

Optional 20-minute fire rating indicated on items by 🔥. A fire can must be ordered in conjunction with lockset.



### FULL KEYING SERVICES AVAILABLE

6 pin SC4 keyway  
Packaged in Keyed Alike



EXTERIOR



INTERIOR

### PRO ROUND DEADBOLT 🔥

BUILDER PACK - KA3

AGED BRONZE 10B+	30-D01SC404BRN	\$ 103.80
SATIN NICKEL 15	30-D01SC404SN	\$ 94.35
MATTE BLACK 19	30-D01SC404BLK	*\$ 94.35
POLISHED CHROME 26	30-D01SC404PC	\$ 94.35
SATIN CHROME 26D	30-D01SC404SC	\$ 94.35

CASE QTY. 9 ITEM IS KEYED ALIKE IN SETS OF 3 (KA3)

\* Price effective July 1, 2017

## PREMIER DEADBOLTS

- › ADA thumbturn
- › Includes anti-pry collar for reinforced security
- › Universal 6-in-1 latches offer a guaranteed fit
- › High tensile steel anti-saw deadbolt with 1" throw
- › Fits standard exterior doors



EXTERIOR



INTERIOR

### SQUARE DEADBOLT

RETAIL PACK

AGED BRONZE 10B+	31-FV01WR502BRN	\$ 89.51
SATIN NICKEL 15	31-FV01WR502SN	\$ 81.94
MATTE BLACK 19	31-FV01WR502BLK	*\$ 81.94
POLISHED CHROME 26	31-FV01WR502PC	\$ 81.94
SATIN CHROME 26D	31-FV01WR502SC	\$ 81.94

CASE QTY. 4

\* Price effective July 1, 2017

GRADE  
3

ANSI GRADE 3



### FULL KEYING SERVICES AVAILABLE

5 Pin WR5 keyway, packaged in Keyed Different.



EXTERIOR



INTERIOR

### ROUND DEADBOLT

RETAIL PACK

AGED BRONZE 10B+	31-FV01WR504BRN	\$ 89.51
SATIN NICKEL 15	31-FV01WR504SN	\$ 81.94
MATTE BLACK 19	31-FV01WR504BLK	*\$ 81.94
POLISHED CHROME 26	31-FV01WR504PC	\$ 81.94
SATIN CHROME 26D	31-FV01WR504SC	\$ 81.94

CASE QTY. 4

\* Price effective July 1, 2017



# ROSE KITS

## COMPATIBLE WITH ALL PREMIER LOCKSETS



Customize your style with an optional, Square Contemporary Rose Kit on Taymor levers that come standard with round rose. Clean, distinct lines give a modern edge to any space. Conveniently, a special mounting bracket makes it easy to fine-tune the square rose during installation so that it aligns perfectly with the linear features and edges of your door.



LEVER



SQUARE ROSE



CUSTOM STYLING

- › Concealed mount for a streamlined look
- › Premium all-metal construction
- › High quality finish options



### SQUARE CONTEMPORARY ROSE KIT

#### BUILDER PACK

	PRIVACY		PASSAGE		DUMMY/INSIDE TRIM	
AGED BRONZE 10B+	30-SQR0024BRN	\$ 9.05	30-SQR0034BRN	\$ 9.05	30-SQR0044BRN	\$ 7.24
SATIN NICKEL 15	30-SQR0024SN	\$ 7.24	30-SQR0034SN	\$ 7.24	30-SQR0044SN	\$ 5.43
MATTE BLACK 19	30-SQR0024BLK	*\$ 7.24	30-SQR0034BLK	*\$ 7.24	30-SQR0044BLK	*\$ 5.43
POLISHED CHROME 26	30-SQR0024PC	\$ 7.24	30-SQR0034PC	\$ 7.24	30-SQR0044PC	\$ 5.43
SATIN CHROME 26D	30-SQR0024SC	\$ 7.24	30-SQR0034SC	\$ 7.24	30-SQR0044SC	\$ 5.43

CASE QTY. 10

\* Price effective July 1, 2017

# MORTISE RESIDENTIAL LOCKS



Taymor Mortise Locks are designed and constructed to provide the ultimate in security and performance. With quality finish options, ANSI Grade 1 security, and a 3-hour fire rating, they're one of the strongest and longest lasting locks available.

MORTISE ESCUTCHEON WITH BERGEN LEVER IN POLISHED CHROME

## 1 CHOOSE YOUR LEVER

Select from four of our top-selling Premier levers: Bergen, Britannia, Stockholm or Vega.

## 2 CHOOSE YOUR TRIM

Select from three different trim formats: escutcheon trim, round sectional trim and square sectional trim.

## 3 CHOOSE YOUR FINISH

Select from four durable finishes: Satin Nickel, Matte Black, Polished Chrome, or Satin Chrome.

## 4 CHOOSE YOUR CYLINDER\*

Standard 6-pin SC4 keyway: 1-1/8" (28 mm) length for sectional and 1-1/4" (31.8 mm) length for escutcheon configurations.

Contact your Taymor Sales representative for more information.



### FULL KEYING SERVICES AVAILABLE

6 pin SC4 keyway, packaged in Keyed Different



### FIRE RATED

Meets c-UL and UL 3-hour fire rating standards



## MORTISE LOCKS

- Cylinder\*: cylinder sold separately
- Deadbolt: solid brass with two hardened steel pins; 1" (25 mm) projection
- Latchbolt: stainless steel with two anti-friction tongues; 3/4" (18 mm) field reversible throw

GRADE  
**1**

## BERGEN MORTISE



WITH ESCUTCHEON TRIM



WITH SECTIONAL TRIM

## BRITANNIA MORTISE



## STOCKHOLM MORTISE



## VEGA MORTISE

WITH SQUARE  
SECTIONAL TRIM

All items listed below are ANSI Function #F13 (Dormitory) for suite entry and home entry door applications.

BERGEN MORTISE	ESCUTCHEON TRIM		ROUND SECTIONAL TRIM	
SATIN NICKEL 15	39-E5666C15	\$ 699.04	39-S5666C15	\$ 594.18
MATTE BLACK 19**	39-E5666C19	*\$ 699.04	39-S5666C19	*\$ 594.18
POLISHED CHROME 26	39-E5666C26	\$ 699.04	39-S5666C26	\$ 594.18
SATIN CHROME 26D	39-E5666C26D	\$ 699.04	39-S5666C26D	\$ 594.18

\* Price effective July 1, 2017

BRITANNIA MORTISE	ESCUTCHEON TRIM*		ROUND SECTIONAL TRIM*	
SATIN NICKEL 15	39-E5644C15	\$ 699.04	39-S5644C15	\$ 594.18
POLISHED CHROME 26	39-E5644C26	\$ 699.04	39-S5644C26	\$ 594.18
SATIN CHROME 26D	39-E5644C26D	\$ 699.04	39-S5644C26D	\$ 594.18

\*PLEASE SELECT "R" OR "L" FOR RIGHT OR LEFT HANDING AT END OF ITEM NUMBER WHEN ORDERING

STOCKHOLM MORTISE	ESCUTCHEON TRIM		ROUND SECTIONAL TRIM	
SATIN NICKEL 15	39-E5622C15	\$ 699.04	39-S5622C15	\$ 594.18
POLISHED CHROME 26	39-E5622C26	\$ 699.04	39-S5622C26	\$ 594.18
SATIN CHROME 26D	39-E5622C26D	\$ 699.04	39-S5622C26D	\$ 594.18

VEGA MORTISE	ESCUTCHEON TRIM		ROUND SECTIONAL TRIM		SQUARE SECTIONAL TRIM	
SATIN NICKEL 15	39-E5633C15	\$ 699.04	39-S5633C15	\$ 594.18	39-SQ5633C15	\$ 594.18
MATTE BLACK 19**	39-E5633C19	*\$ 699.04	39-S5633C19	*\$ 594.18	39-SQ5633C19	*\$ 594.18
POLISHED CHROME 26	39-E5633C26	\$ 699.04	39-S5633C26	\$ 594.18	39-SQ5633C26	\$ 594.18
SATIN CHROME 26D	39-E5633C26D	\$ 699.04	39-S5633C26D	\$ 594.18	39-SQ5633C26D	\$ 594.18

\* Price effective July 1, 2017

CYLINDERS (SOLD SEPARATELY)	ESCUTCHEON TRIM		SECTIONAL TRIM	
	SC4 "C" 6-PIN KEYWAY, 1-1/4" [32 mm]		SC4 "C" 6-PIN KEYWAY, 1-1/8" [28 mm]	
SATIN NICKEL 15	39-MSCYL114C15	\$ 53.77	39-MSCYL118C15	\$ 53.77
MATTE BLACK 19**	39-MSCYL114C19	*\$ 53.77	39-MSCYL118C19	*\$ 53.77
POLISHED CHROME 26	39-MSCYL114C26	\$ 53.77	39-MSCYL118C26	\$ 53.77
SATIN CHROME 26D	39-MSCYL114C26D	\$ 53.77	39-MSCYL118C26D	\$ 53.77


\* Price effective July 1, 2017

Minimum quantities and lead times apply. Taymor Mortise cylinders may be compatible with other brands.

Please contact your Taymor sales representative for details.

\*\*SPECIAL LEAD TIMES AND MINIMUM QUANTITIES OF 300 PIECES APPLY TO MATTE BLACK 19 FINISH.

TAYMOR® PREMIER  
INTERCONNECTED LOCKS  
EGRESS FROM THE ORDINARY



TAYMOR® PREMIER INTERCONNECTED LOCK SHOWN WITH CATANA LEVER IN SATIN NICKEL



## THE TAYMOR PREMIER **INTERCONNECTED LOCK** REINVENTS THE AESTHETIC OF SUITE ENTRY DOOR LOCKS.

### SIMULTANEOUS RETRACTION

Single motion egress is simple: press the lever to unlock and open the door.

### EASILY HARMONIZED

The suite entry door establishes the look; interior levers complement it with coordinated styles.

### CONCEALED, STREAMLINED

Concealed screw mount creates a streamlined look.

### INTERCHANGEABLE



With any Taymor Premier Series lever.

### ENHANCED SAFETY

The Taymor Premier Interconnected Lock with the new Premier Catana lever features a curved design that returns to within 1/2" (13 mm) of the door face and complies with the California State Reference Code as well as ADA standards.




SHOWN WITH CATANA LEVER IN POLISHED CHROME



**GRADE**  
**2**  
ANSI GRADE 2

 **MEETS ADA STANDARDS**

 **FULL KEYING SERVICES AVAILABLE**  
6-pin SC4 keyway, packaged in Keyed Different

 **FIRE RATED**  
Certified fire rating up to 3 hours

**CONFORMS TO THE CALIFORNIA STATE REFERENCE CODE WITH THE CATANA LEVER**

## TAYMOR® PREMIER INTERCONNECTED LOCK

The Taymor Premier Interconnected Lock reinvents the aesthetic of suite entry door locks with its modern design and curvaceous, soft lines that are a distinct departure from standard commercial-style offerings. Ideally suited for multifamily housing or anywhere simultaneous retraction is required. The Taymor Premier Interconnected Lock with the new Premier Catana lever features a curved design that returns to within 1/2" (13 mm) of the door face and complies with the California State Reference Code for enhanced safety. It can also be combined with any of our other Premier brand levers, offering more than 4,000 different combinations of style, trim, and finish options.

- › Simultaneous retraction: simply press the lever to unlock and open your door from inside
- › Interchangeable with any Taymor Premier Series lever
- › Easily harmonize interior levers to coordinate with the suite entry door
- › Conforms to the California State Reference Code when used with the Premier Catana lever
- › Concealed screw mount for a streamlined look



**LIMITED LIFETIME MECHANICAL & FINISH WARRANTY**

Refer to next page for item numbers and ordering chart



## STANDARD TAYMOR® PREMIER INTERCONNECTED LOCK

## STOCKED ITEMS

	EXTERIOR TRIM	INTERIOR TRIM	SQUARE ROSE		ROUND ROSE	
SATIN NICKEL 15	CATANA	CATANA	30-INTSQ66SN	\$305.80	30-INTRD66SN	\$305.80
	CATANA	VEGA	30-INTSQ6664SNSN	\$304.72	30-INTRD6664SNSN	\$304.72
	CATANA	BERGEN	30-INTSQ6662SNSN	\$301.73	30-INTRD6662SNSN	\$301.73
	VEGA	VEGA	30-INTSQ64SN	\$303.64	30-INTRD64SN	\$303.64
	BERGEN	BERGEN	30-INTSQ62SN	\$297.67	30-INTRD62SN	\$297.67
POLISHED CHROME 26	CATANA	CATANA	30-INTSQ66PC	\$305.80	30-INTRD66PC	\$305.80
	CATANA	VEGA	30-INTSQ6664PCPC	\$304.72	30-INTRD6664PCPC	\$304.72
	CATANA	BERGEN	30-INTSQ6662PCPC	\$301.73	30-INTRD6662PCPC	\$301.73
	VEGA	VEGA	30-INTSQ64PC	\$303.64	30-INTRD64PC	\$303.64
	BERGEN	BERGEN	30-INTSQ62PC	\$297.67	30-INTRD62PC	\$297.67

## SPLIT FINISH/TRIM TAYMOR® PREMIER INTERCONNECTED LOCK

## SPECIAL ORDER ITEMS

Minimum quantities of 60 pieces and 100 days lead times applies to all split finish/trim orders

## HOW TO ORDER

Add desired style, trim, and finish code to the item number [30-INT]

Please note: the cells highlighted in the tables below are for illustrative purposes only.

PREMIER	STYLE	EXTERIOR TRIM	INTERIOR TRIM	EXTERIOR FINISH		INTERIOR FINISH		DOOR HANDING*
30-INT	SQ SQUARE ROSE RD ROUND ROSE	66 CATANA	66 CATANA	BRN	AGED BRONZE	BRN	AGED BRONZE	R RIGHT HANDED
		64 VEGA	64 VEGA	SN	SATIN NICKEL	SN	SATIN NICKEL	L LEFT HANDED
		62 BERGEN	62 BERGEN	BLK	MATTE BLACK	BLK	MATTE BLACK	
		49 STOCKHOLM	49 STOCKHOLM	SC	SATIN CHROME	SC	SATIN CHROME	
		44 EQUINOX	44 EQUINOX	PC	POLISHED CHROME	PC	POLISHED CHROME	
		65 WELLS	65 WELLS					
		46 CITATION	46 CITATION					
		48 HELSINKI	48 HELSINKI					
	63 BRITANNIA* 45 ESSEX*	47 COPENHAGEN*	47 COPENHAGEN*	*Specify door handing for Copenhagen, Britannia and Essex trim				
		63 BRITANNIA*	63 BRITANNIA*					
		45 ESSEX*	45 ESSEX*					

## FOR EXAMPLE



# PROFESSIONAL SERIES® RESIDENTIAL LOCKS

FINISH IT RIGHT



STRAIT HANDLESET WITH MODERN DOOR KNOCKER, MODERN NUMBERS AND KICKPLATE



## PROFESSIONAL SERIES®

### RESIDENTIAL LOCKS

Form meets function in our Professional Series® lockset assortment that includes a broad selection of designs and finishes—so there's no limit to expressing your style. With proven reliability, ease of installation, and practical features such as 6-in-1 latches and fully reversible levers; now you can confidently infuse your space with a professional look at a smart price.



ASHFORD HANDLESET IN AGED BRONZE



### FINISHING TOUCH

High quality finishes for every room in your home.



## PROFESSIONAL SERIES® HANDLESETS

- › Compatible with all Taymor Premier and Professional Series® locksets for interior trim
- › For customization options see pg. 88
- › Universal 6-in-1 latches offer a guaranteed fit
- › Premium all-metal construction
- › Fits standard exterior doors
- › Coordinates with a broad array of Taymor curb appeal accessories

**GRADE**  
**3**  
**ANSI GRADE 3**



**FULL KEYING SERVICES AVAILABLE**  
WR5 keyway, packaged in Keyed Different.



**EXTENSION KIT AVAILABLE**  
Optional Extension Kit works to accommodate doors that are 2-1/4" (57 mm) thick. (see pg. 85)



**FIRE RATING AVAILABLE**  
Optional 20-minute fire rating indicated on items by . A fire can must be ordered in conjunction with lockset.



**EQUINOX SQUARE INTERIOR TRIM  
- BUILDER PACK**




**EQUINOX ROUND INTERIOR TRIM  
- RETAIL PACK**

(see pg. 88 for customization options)

### STRAIT

- › Includes Equinox lever
- › Deadbolt fits 2-1/8" (54 mm) or 1-1/2" (38 mm) bore hole
- › Builder pack includes square interior rose
- › Retail pack includes round interior rose

#### STRAIT




**EQUINOX  
INTERIOR TRIM**

### FJORD

- › Includes Equinox lever
- › Deadbolt fits 2-1/8" (54 mm) or 1-1/2" (38 mm) bore hole
- › Solid brass construction

#### FJORD



	STRAIT BUILDER PACK		STRAIT RETAIL PACK	
SATIN NICKEL 15	33-0766	\$ 272.52	34-FV0766	\$ 267.40
POLISHED CHROME 26	33-0726	\$ 272.52	34-FV0726	\$ 267.40
SATIN CHROME 26D	33-0746	\$ 272.52	—	—
CASE QTY. 6				

	FJORD* RETAIL PACK	
SATIN NICKEL 15	34-FV0666	\$ 339.27
POLISHED CHROME 26	34-FV0626	\$ 339.27
SATIN CHROME 26D	34-FV0646	\$ 339.27

CASE QTY. 6

\*Solid brass/fire rating available

## ASHFORD

- › Includes Manchester knob
- › Matte Black finish includes Capri knob
- › Fits standard bore hole 2-1/8" (54 mm)



MANCHESTER INTERIOR TRIM



MATTE BLACK FINISH INCLUDES CAPRI INTERIOR TRIM

## ASHFORD



ASHFORD RETAIL PACK		
AGED BRONZE 10B+	34-FV0477	\$ 355.43
SATIN NICKEL 15	34-FV0467	\$ 327.28
ANTIQUE NICKEL 17A	34-FV0457	\$ 327.28
MATTE BLACK 19	34-FV0482	*\$ 327.28
CASE QTY. 6	* Price effective July 1, 2017	

## CARDIFF

- › Includes Manchester knob
- › Fits standard bore hole 2-1/8" (54 mm)
- › Solid brass construction

## MADERA

- › Includes Villa knob
- › Aged Bronze finish includes Manchester knob
- › Deadbolt fits 2-1/8" (54mm) or 1-1/2" (38mm) bore hole



## CARDIFF



## MADERA



	CARDIFF* RETAIL PACK		MADERA* BUILDER PACK		MADERA - Dummy BUILDER PACK		MADERA RETAIL PACK
POLISHED BRASS 3	—		—		33-815DM	\$ 241.60	34-FV8110 \$ 199.73
AGED BRONZE 10B+	34-FV0577 \$ 447.03		33-D8360 \$ 307.59		—		34-FV8360 \$ 242.33
SATIN NICKEL 15	34-FV0567 \$ 406.38		33-D8054KD \$ 279.62		—		34-FV8050 \$ 242.33
ANTIQUE NICKEL 17A	34-FV0557 \$ 406.38		33-D8170 \$ 279.62		—		34-FV8170 \$ 242.33
MATTE BLACK 19	—		—		—		34-FV8110BLK *\$ 242.33
SATIN CHROME 26D	—		33-D8654 \$ 279.62		33-865DM	\$ 268.44	34-FV8650 \$ 233.02
BUILDER PACK CASE QTY. 10 / RETAIL PACK CASE QTY. 6							
*Solid brass/fire rating available							
* Price effective July 1, 2017							

## PROFESSIONAL SERIES® LOCKSETS

- › Fully reversible lock
- › Universal 6-in-1 latches offer a guaranteed fit
- › Push button auto-release on privacy function and keyed entry levers
- › Includes anti-pry collar for reinforced security
- › Premium all-metal construction
- › Fits standard doors

GRADE  
3

ANSI GRADE 3



### FIRE RATING AVAILABLE

Optional 20-minute fire rating indicated on items by .  
A fire can must be ordered in conjunction with lockset.



MILLENNIUM



SEVILLE



HAMPTON



### MILLENNIUM

BUILDER PACK	ENTRY - KD		PRIVACY		PASSAGE		INSIDE TRIM		DUMMY	
SATIN NICKEL 15	33-D6664AR	\$ 91.74	33-D6624AR	\$ 75.87	33-D6634	\$ 68.97	33-HL66	\$ 48.28	33-664	\$ 34.48
POLISHED CHROME 26	33-D6064AR	\$ 91.74	33-D6024AR	\$ 75.87	33-D6034	\$ 68.97	33-HL60	\$ 48.28	33-604	\$ 34.48
SATIN CHROME 26D	33-D6764AR	\$ 91.74	33-D6724AR	\$ 75.87	33-D6734	\$ 68.97	33-HL67	\$ 48.28	33-674	\$ 34.48
CASE QTY. 20										
RETAIL PACK										
SATIN CHROME 26D	34-FV6764AR	\$ 94.42	34-FV6724AR	\$ 78.55	34-FV6734	\$ 71.65	—		—	
CASE QTY. 4										

### SEVILLE

BUILDER PACK	ENTRY		PRIVACY		PASSAGE		INSIDE TRIM		DUMMY	
AGED BRONZE 10B+ KA3*	33-D7264AR*	\$ 92.72	33-D7224AR	\$ 76.69	33-D7234	\$ 69.72	33-HL72	\$ 48.80	33-724	\$ 34.85
SATIN NICKEL 15 KD	33-006164SNAR	\$ 84.30	33-006124SNAR	\$ 69.72	33-006134SN	\$ 63.38	—		33-00614SN	\$ 31.70
ANTIQUE NICKEL 17A	—		33-D8024AR	\$ 69.72	33-D8034	\$ 63.38	33-HL80	\$ 44.36	33-804	\$ 31.70
SATIN STAINLESS STEEL 32D	—		33-D7824AR	\$ 62.74	33-D7834	\$ 57.04	33-HL78	\$ 39.93	33-784	\$ 28.53
CASE QTY. 20 *ITEM IS KEYED ALIKE IN SETS OF 3 (KA3)										

### HAMPTON

BUILDER PACK	ENTRY - KA5*		PRIVACY		PASSAGE		INSIDE TRIM		DUMMY	
SATIN CHROME 26D	33-D7664AR*	\$ 74.38	33-D7624AR	\$ 61.52	33-D7634	\$ 55.92	33-HL76	\$ 39.14	33-764	\$ 27.97
SATIN STAINLESS STEEL 32D	33-D7464AR*	\$ 66.94	33-D7424AR	\$ 55.36	33-D7434	\$ 50.33	33-HL73	\$ 35.24	33-744	\$ 25.17
CASE QTY. 20 *ITEM IS KEYED ALIKE IN SETS OF 5 (KA5)										
RETAIL PACK										
SATIN CHROME 26D	34-FV7664AR	\$ 77.06	34-FV7624AR	\$ 64.19	34-FV7634	\$ 58.60	—		—	
CASE QTY. 4										




PROVENCE



BRISTOL



PROVENCE 											
BUILDER PACK		ENTRY - KD		PRIVACY		PASSAGE		INSIDE TRIM		DUMMY	
POLISHED BRASS 3		—		—		—		33-HL95	\$ 43.46	33-951	\$ 31.04
AGED BRONZE 10B+		—	33-D9924AR	\$ 83.46	33-D9934	\$ 75.87	33-HL99	\$ 53.11	33-991	\$ 37.93	
SATIN NICKEL 15		—	33-D9624AR	\$ 75.87	33-D9634	\$ 68.97	33-HL96	\$ 48.28	33-961	\$ 34.48	
ANTIQUE NICKEL 17A		—	33-D9824AR	\$ 75.87	33-D9834	\$ 68.97	33-HL98	\$ 48.28	33-981	\$ 34.48	
MATTE BLACK 19		—	33-D9524BLKAR	*\$ 75.87	33-D9534BLK	*\$ 68.97	33-HL95BLK	*\$ 48.28	33-951BLK	*\$ 34.48	
SATIN CHROME 26D		—		—		—		33-HL97	\$ 48.28	33-971	\$ 34.48
CASE QTY. 20										* Price effective July 1, 2017	
RETAIL PACK											
POLISHED BRASS 3	34-FV9564AR	\$ 85.23	34-FV9524AR	\$ 70.96	34-FV9534	\$ 64.75		—		—	
AGED BRONZE 10B+	34-FV9964AR	\$103.59	34-FV9924AR	\$ 86.14	34-FV9934	\$ 78.55		—		—	
SATIN NICKEL 15	34-FV9664AR	\$ 94.42	34-FV9624AR	\$ 78.55	34-FV9634	\$ 71.65		—		—	
ANTIQUE NICKEL 17A	34-FV9864AR	\$ 94.42	34-FV9824AR	\$ 78.55	34-FV9834	\$ 71.65		—		—	
MATTE BLACK 19	34-FV9564BLKAR	*\$ 94.42	34-FV9524BLKAR	*\$ 78.55	34-FV9534BLK	*\$ 71.65		—		—	
SATIN CHROME 26D	34-FV9764AR	\$ 94.42	34-FV9724AR	\$ 78.55	34-FV9734	\$ 71.65		—		—	
CASE QTY. 4										* Price effective July 1, 2017	

\* Price effective July 1, 2017

\* Price effective July 1, 2017

BRISTOL 									
*PLEASE SELECT "R" OR "L" FOR RIGHT OR LEFT HANDING AT END OF ITEM NUMBER WHEN ORDERING INSIDE TRIM & DUMMIES									
BUILDER PACK		PRIVACY		PASSAGE		INSIDE TRIM*		DUMMY*	
POLISHED BRASS 3	33-D006024PBRAR	\$ 68.29	33-D006034PBR	\$ 62.08	—	—	—	—	—
AGED BRONZE 10B+	33-D006024BRNRAR	\$ 83.46	33-D006034BRNR	\$ 75.87	33-HL0060BRN__	\$ 53.11	33-D00604BRN__	\$ 37.93	—
SATIN NICKEL 15	33-D006024SNRAR	\$ 75.87	33-D006034SNR	\$ 68.97	33-HL0060SN__	\$ 48.28	33-D00604SN__	\$ 34.48	—
ANTIQUE NICKEL 17A	33-D006024ANRAR	\$ 75.87	33-D006034ANR	\$ 68.97	33-HL0060AN__	\$ 48.28	33-D00604AN__	\$ 34.48	—
MATTE BLACK 19	—	—	—	—	33-HL0060BLK__	*\$ 48.28	33-D00604BLK__	*\$ 34.48	—
SATIN CHROME 26D	33-D006024SCRAR	\$ 75.87	33-D006034SCR	\$ 68.97	33-HL0060SC__	\$ 48.28	33-D00604SC__	\$ 34.48	—
CASE QTY. 20									
RETAIL PACK									
POLISHED BRASS 3	34-FV006064PBRAR	\$ 85.23	—	—	—	—	—	—	—
AGED BRONZE 10B+	34-FV006064BRRAR	\$103.59	34-FV006024BRRAR	\$ 86.14	34-FV006034BRNR	\$ 78.55	—	—	—
SATIN NICKEL 15	34-FV006064SNRAR	\$ 94.42	34-FV006024SNRAR	\$ 78.55	34-FV006034SNR	\$ 71.65	—	—	—
ANTIQUE NICKEL 17A	34-FV006064ANRAR	\$ 94.42	34-FV006024ANRAR	\$ 78.55	34-FV006034ANR	\$ 71.65	—	—	—
MATTE BLACK 19	34-FV006064BKRAR	*\$ 94.42	34-FV006024BKRAR	*\$ 78.55	34-FV006034BLKR	*\$ 71.65	—	—	—
SATIN CHROME 26D	34-FV006064SCRAR	\$ 94.42	34-FV006024SCRAR	\$ 78.55	34-FV006034SCR	\$ 71.65	—	—	—
CASE QTY. 4									

\* Price effective July 1, 2017

\* Price effective July 1, 2017

## PROFESSIONAL SERIES® LOCKSETS



CAPRI DOME



BLK




MANCHESTER DOME



BRN SN AN



VILLA BALL



PB BRN SN AN SC SSS

### CAPRI DOME 🔥

BUILDER PACK	ENTRY - KD	PRIVACY	PASSAGE	INSIDE TRIM	DUMMY
MATTE BLACK 19	—	33-D3824BLK \$ 65.31	33-D3834BLK \$ 61.03	33-HB38BLK \$ 42.73	33-384BLK \$ 30.52
CASE QTY. 20					
RETAIL PACK					
MATTE BLACK 19	34-FV3814BLK \$ 82.02	34-FV3824BLK \$ 67.98	34-FV3834BLK \$ 63.71	—	—
CASE QTY. 4					

### MANCHESTER DOME 🔥

BUILDER PACK	ENTRY - KD	PRIVACY	PASSAGE	INSIDE TRIM	DUMMY
AGED BRONZE 10B+	—	33-D3624 \$ 58.14	33-D3634 \$ 54.34	33-HB36 \$ 38.04	33-364 \$ 27.17
SATIN NICKEL 15	—	—	—	33-HB39 \$ 34.57	33-394 \$ 24.70
ANTIQUE NICKEL 17A	—	—	—	33-HB37 \$ 34.57	33-374 \$ 24.70
CASE QTY. 20					
RETAIL PACK					
AGED BRONZE 10B+	34-FV3614 \$ 76.53	34-FV3624 \$ 63.46	34-FV3634 \$ 59.48	—	—
SATIN NICKEL 15	34-FV3914 \$ 66.90	34-FV3924 \$ 55.53	34-FV3934 \$ 52.08	—	—
ANTIQUE NICKEL 17A	34-FV3714 \$ 66.90	34-FV3724 \$ 55.53	34-FV3734 \$ 52.08	—	—
CASE QTY. 4					

### VILLA BALL 🔥

BUILDER PACK	ENTRY - KA5*	PRIVACY	PASSAGE	INSIDE TRIM	DUMMY
POLISHED BRASS 3	33-D1114 \$ 40.89	33-D1124 \$ 33.66	33-D1134 \$ 31.46	33-HB11 \$ 22.02	33-114 \$ 15.72
AGED BRONZE 10B+	33-D1814 \$ 59.98	33-D1824 \$ 49.37	33-D1834 \$ 46.13	—	33-184 \$ 23.07
SATIN NICKEL 15	33-D1014 \$ 54.52	33-D1024 \$ 44.88	33-D1034 \$ 41.94	33-HB10 \$ 29.36	33-104 \$ 20.97
ANTIQUE NICKEL 17A	33-D1714 \$ 54.52	33-D1724 \$ 44.88	33-D1734 \$ 41.94	33-HB17 \$ 29.36	33-174 \$ 20.97
SATIN CHROME 26D	33-D1314 \$ 49.08	33-D1324 \$ 40.39	33-D1334 \$ 37.74	33-HB13 \$ 26.42	33-134 \$ 18.87
LIFETIME FINISH SATIN STAINLESS STEEL 32D	33-D5314 \$ 40.89	33-D5324 \$ 33.66	33-D5334 \$ 31.46	—	33-534 \$ 15.72
CASE QTY. 20 *ITEM IS KEYED ALIKE IN SETS OF 5 (KA5)					
RETAIL PACK					
POLISHED BRASS 3	34-FV1114 \$ 43.57	34-FV1124 \$ 36.33	34-FV1134 \$ 34.14	—	—
LIFETIME FINISH POLISHED BRASS 3	34-LTV1114 \$ 62.65	—	34-LTV1134 \$ 48.81	—	—
SATIN NICKEL 15	34-FV1014 \$ 57.20	34-FV1024 \$ 47.56	34-FV1034 \$ 44.62	—	—
ANTIQUE NICKEL 17A	34-FV1714 \$ 57.20	34-FV1724 \$ 47.56	34-FV1734 \$ 44.62	—	—
SATIN CHROME 26D	34-FV1314 \$ 51.74	34-FV1324 \$ 43.06	34-FV1334 \$ 40.42	—	—
LIFETIME FINISH SATIN STAINLESS STEEL 32D	34-FV5314 \$ 45.15	34-FV5324 \$ 36.33	34-FV5334 \$ 34.14	—	—
CASE QTY. 4					




COVENTRY OVAL



SQUIRE TULIP



COVENTRY OVAL 											
BUILDER PACK		ENTRY - KD		PRIVACY		PASSAGE		INSIDE TRIM		DUMMY	
AGED BRONZE 10B+		—		33-D2924	\$ 68.02	33-D2934	\$ 63.57	33-HB29	\$ 44.50	33-291	\$ 31.79
SATIN NICKEL 15		—		33-D2624	\$ 61.84	33-D2634	\$ 57.79	33-HB26	\$ 40.45	33-261	\$ 28.90
SATIN CHROME 26D		—		33-D2724	\$ 61.84	33-D2734	\$ 57.79	33-HB27	\$ 40.45	33-271	\$ 28.90
CASE QTY. 20											
RETAIL PACK											
AGED BRONZE 10B+		34-FV2914	\$ 85.31	—		—		—		—	
SATIN NICKEL 15		34-FV2614	\$ 77.81	34-FV2624	\$ 64.51	34-FV2634	\$ 60.47	—		—	
CASE QTY. 4											

SQUIRE TULIP							
RETAIL PACK		ENTRY - KD		PRIVACY		PASSAGE	
BRIGHT BRONZE / SATIN STAINLESS STEEL 9/32D		34-FV6514	\$ 58.16	34-FV6524	\$ 47.87	34-FV6534	\$ 44.74
CASE QTY. 4							

## ELECTRONIC DEADBOLTS

- › Fully reversible lock
- › Universal 6-in-1 latches offer a guaranteed fit
- › Secure keyless entry convenience
- › Motorized deadbolt with one-touch locking
- › Easily program temporary user codes for guests
- › Master code feature for added security
- › Operates on 4AA batteries, no hardwiring required
- › Fully operational via conventional key
- › Fits standard exterior doors



### FULL KEYING SERVICES AVAILABLE

- › Keyway is 5-pin WR5 cylinder (Concierge 100, 200)
- › Keyway is 6-pin WR5 cylinder — comes keyed to 5-pin standard (Concierge 300, 400)
- › Packaged in Keyed Different



INTERIOR



### SIMPLE SETUP

Easy installation with a Phillips screwdriver



### EASY OPERATION

Illuminated 10 digit keypad or touchscreen for easy viewing at night



### REINFORCED SECURITY

High tensile steel anti-saw deadbolt



### VACATION MODE

Disables all user codes temporarily

### ELIMINATE THE NEED FOR KEYS



### CONCIERGE 400

- › Program up to 25 user codes 4-8 digits in length
- › Volume control option to suit your needs
- › Deadbolt fits 2-1/8" (54 mm) or 1-1/2" (38 mm) bore hole
- › Retail friendly full colour box pack

GRADE  
2

ANSI GRADE 2



### OPERATION TEMPERATURE

- › -35°C TO 66°C (-31°F TO 150.8°F)  
(Temperature tolerance could vary due to different weather conditions)



### REINFORCED SECURITY

Fingerprint resistant touchscreen & optional code scrambling function

### CONCIERGE 400

RETAIL PACK

ENTRY

POLISHED BLACK WITH SATIN NICKEL 19/15

33-D5070

\$ 426.73

CASE QTY. 6





INTERIOR



### CONCIERGE 300

- Program up to 10 user codes 4-6 digits in length
- Deadbolt fits 2-1/8" (54 mm) or 1-1/2" (38 mm) bore hole

GRADE  
**2**

ANSI GRADE 2



**FIRE RATED**

Certified fire rating up to 1.5 hours



**OPERATION TEMPERATURE**

-35°C TO 66°C (-31°F to 150.8°F)  
(Temperature tolerance could vary due to different weather conditions)

#### CONCIERGE 300

RETAIL PACK

ENTRY

AGED BRONZE 10B+	34-FV4768	<b>\$ 348.60</b>
SATIN NICKEL 15	34-FV4068	<b>\$ 316.90</b>
ANTIQUE NICKEL 17A	34-FV4868	<b>\$ 316.90</b>
MATTE BLACK 19	34-FV5068	<b>*\$ 316.90</b>
SATIN CHROME 26D	34-FV4968	<b>\$ 316.90</b>

CASE QTY. 4

\* Price effective July 1, 2017



INTERIOR



### CONCIERGE 200

- Program up to 6 user codes 4-10 digits in length



**OPERATION TEMPERATURE**

- 20°C TO 85°C (-4°F TO 185°F)  
(Temperature tolerance could vary due to different weather conditions)

#### CONCIERGE 200

RETAIL PACK

ENTRY

SATIN NICKEL 15	34-FV4067S	<b>\$ 279.62</b>
-----------------	------------	------------------

CASE QTY. 6



INTERIOR



### CONCIERGE 100

- Program up to 6 user codes 4-10 digits in length



**OPERATION TEMPERATURE**

- 20°C TO 85°C (-4°F TO 185°F)  
(Temperature tolerance could vary due to different weather conditions)

#### CONCIERGE 100

RETAIL PACK

ENTRY

SATIN NICKEL 15	34-FV4067	<b>\$ 208.78</b>
-----------------	-----------	------------------

CASE QTY. 6


## PROFESSIONAL SERIES® DEADBOLTS

### PROFESSIONAL SERIES® DEADBOLTS

- › Single or double cylinder available
- › High security strike
- › Includes anti-pry collar for reinforced security
- › Universal 6-in-1 latches offer a guaranteed fit
- › High tensile steel anti-saw deadbolt with 1" [25 mm] throw
- › Fits standard exterior doors



INTERIOR



GRADE  
**3**

ANSI GRADE 3



#### KEYING SERVICES AVAILABLE

WR5 keyway, Retail Pack is Keyed Different;  
Combo Set and Builder Pack are Keyed Alike.



#### FIRE RATING AVAILABLE


Optional 20-minute fire rating. A fire can  
must be ordered in conjunction with deadbolt.

RETAIL PACK			PROFESSIONAL SERIES® SINGLE CYLINDER DEADBOLT - KD / WR5			PROFESSIONAL SERIES® DOUBLE CYLINDER DEADBOLT - KD / WR5				
POLISHED BRASS 3			34-FV416	\$ 49.52		34-FV417	\$ 61.89			
LIFETIME FINISH POLISHED BRASS 3			34-LTV416	\$ 68.07		—				
AGED BRONZE 10B+			34-FV476	\$ 68.07		—				
SATIN NICKEL 15			34-FV406	\$ 61.89		34-FV407	\$ 77.36			
ANTIQUE NICKEL 17A			34-FV486	\$ 61.89		—				
MATTE BLACK 19			34-FV416BLK	*\$ 61.89		—				
SATIN CHROME 26D			34-FV496	\$ 61.89		34-FV497	\$ 77.36			
SATIN STAINLESS STEEL 32D			34-FV436	\$ 49.52		34-FV437	\$ 61.89			
CASE QTY. 4						* Price effective July 1, 2017				
BUILDER PACK			A* - KA3/SINGLE WR5		B* - KA3/SINGLE SC4		C* - INTERIOR DEADBOLT		D* - INSIDE TRIM	
POLISHED BRASS 3			33-D4164	\$ 50.70	—		33-218PB	\$ 32.17	33-HDBPB	\$ 20.79
AGED BRONZE 10B+			33-D4764	\$ 69.72	—		33-218ORB	\$ 44.23	33-HDBORB	\$ 28.58
SATIN NICKEL 15			33-D4064	\$ 63.38	33-D420	\$ 69.72	33-218SN	\$ 40.21	33-HDBSN	\$ 25.98
ANTIQUE NICKEL 17A			33-D4864	\$ 63.38	—		33-218AN	\$ 40.21	33-HDBAN	\$ 25.98
MATTE BLACK 19			33-D4164BLK	*\$ 63.38	—		—		33-HDBBLK	*\$ 25.98
POLISHED CHROME 26			33-D4664PC	\$ 63.38	33-D440PC	\$ 69.72	33-218PCH	\$ 40.21	33-HDBPC	\$ 25.98
SATIN CHROME 26D			33-D4964	\$ 63.38	33-D470	\$ 69.72	33-218SC	\$ 40.21	33-HDBDC	\$ 25.98
SATIN STAINLESS STEEL 32D			33-D4364	\$ 50.70	33-D450	\$ 55.78	33-218SS	\$ 32.17	33-HDBSS	\$ 20.79
CASE QTY.			18		18		20		50	* Price effective July 1, 2017
*A = Single cylinder deadbolt WR5 - 6-in-1 latch - item is keyed alike in sets of 3 (KA3)   *B = Single cylinder deadbolt, SC4 - 6 pin - 4-in-1 latch - item is keyed alike in sets of 3 (KA3)   *C = Single sided interior deadbolt, 6-in-1 latch for use on half-bored doors only, no exterior plate   *D = Inside trim										

### COMBO PACK

- › Includes single cylinder Professional Series® deadbolt and a Villa entry knobset
- › Combo Set is Keyed Alike

RETAIL PACK	COMBO PACK	
POLISHED BRASS 3	34-FV111416	\$ 88.42
SATIN CHROME 26D	34-FV131496	\$ 107.96
SATIN STAINLESS STEEL 32D	34-FV531436	\$ 89.92
CASE QTY. 4		



## ROUND SLIDING DOOR LOCKS

- › Fits standard bore hole 2-1/8" (54 mm)
- › Fixed backset 2-3/8" (60 mm) radius corner latch
- › Push-pull retractable latch
- › Fully reversible lock
- › Fits standard door thickness



BUILDER PACK	PRIVACY		PASSAGE	
AGED BRONZE 10B+	33-ORB680RD	\$ 46.20	33-ORB690RD	\$ 42.00
SATIN NICKEL 15	33-SN680RD	\$ 42.00	33-SN690RD	\$ 38.18
POLISHED CHROME 26	33-PC680RD	\$ 42.00	33-PC690RD	\$ 38.18
SATIN CHROME 26D	33-SC680RD	\$ 42.00	33-SC690RD	\$ 38.18
CASE QTY. 30				

## RECTANGULAR SLIDING DOOR LOCKS

- › Fits conventional 1-3/4" x 2-7/8" (44 mm x 73 mm) notch prep
- › Fits 1-3/8" (35 mm) door thickness



BUILDER PACK	PRIVACY		PASSAGE		STRIKES	
POLISHED BRASS 3	33-PB580	\$ 29.38	33-PB590	\$ 26.71	—	
AGED BRONZE 10B+	33-ORB580	\$ 35.91	33-ORB590	\$ 32.65	33-5800ORB	\$ 1.90
SATIN NICKEL 15	33-SN580	\$ 32.65	33-SN590	\$ 29.68	33-5800SN	\$ 1.90
ANTIQUE NICKEL 17A	33-AN580	\$ 32.65	33-AN590	\$ 29.68	—	
MATTE BLACK 19	33-BLK580	*\$ 32.65	33-BLK590	*\$ 29.68	—	
POLISHED CHROME 26	33-PC580	\$ 32.65	33-PC590	\$ 29.68	33-5800CH	\$ 1.90
SATIN CHROME 26D	33-CH580	\$ 32.65	33-CH590	\$ 29.68	—	
CASE QTY. 10					* Price effective July 1, 2017	
RETAIL PACK	PRIVACY		PASSAGE			
POLISHED BRASS 3	34-V580PB	\$ 35.07	34-V590PB	\$ 31.88		
SATIN NICKEL 15	34-V580SN	\$ 38.96	34-V590SN	\$ 35.41		
ANTIQUE NICKEL 17A	34-V580AN	\$ 38.96	34-V590AN	\$ 35.41		
MATTE BLACK 19	34-V580BLK	*\$ 38.96	34-V590BLK	*\$ 35.41		
POLISHED CHROME 26	34-V580PC	\$ 38.96	34-V590PC	\$ 35.41		
SATIN CHROME 26D	34-V580SC	\$ 38.96	34-V590SC	\$ 35.41		
CASE QTY. 12					* Price effective July 1, 2017	

# Builders Series

## RESIDENTIAL LOCKS



### BUILDERS SERIES DEADBOLTS

- › Single cylinder
- › Adjustable 4-in-1 latch with high security strike available
- › Adjustable 2-in-1 square mortise latch with regular strike available
- › High tensile steel anti-saw deadbolt with 1" (25 mm) throw
- › Fits standard doors



**FULL KEYING SERVICES AVAILABLE**  
WR5 keyway.



**FIRE RATING AVAILABLE**  
Optional 20-minute fire rating. A fire can must be ordered in conjunction with deadbolt.



BUILDERS SERIES  
SINGLE CYLINDER DEADBOLT



#### BUILDERS SERIES SINGLE CYLINDER DEADBOLT

BUILDER PACK

POLISHED BRASS 3  
AGED BRONZE 10B+  
SATIN NICKEL 15  
ANTIQUE NICKEL 17A  
SATIN CHROME 26D

CASE QTY. 30 \*ITEM IS KEYED ALIKE IN SETS OF 3 (KA3)

#### 4-IN-1 LATCH - KA3\* HIGH SECURITY STRIKE

36-BCDW1216PB \$ 27.29  
36-BCDW2216BRN \$ 33.35  
36-BCDW1216SN \$ 30.33  
—  
36-BCDW1216SC \$ 30.33

#### 2-IN-1 SQUARE MORTISE LATCH REGULAR STRIKE - KD

36-SW1216PB \$ 25.69  
—  
36-SW1216SN \$ 28.54  
36-SW1216AN \$ 28.54  
36-SW1216SC \$ 28.54

### BUILDERS SERIES LOCKSETS

- › Fully reversible lock
- › Adjustable 4-in-1 latch
- › All-metal construction
- › Fits standard doors



**FULL KEYING SERVICES AVAILABLE**  
WR5 keyway, packaged in Keyed Different



**FIRE RATING AVAILABLE**  
Optional 20-minute fire rating. A fire can must be ordered in conjunction with lockset.



ERIE




ORLEANS



HARRISON



GALA



#### ERIE

BUILDER PACK

POLISHED BRASS 3  
SATIN NICKEL 15  
SATIN CHROME 26D

ENTRY/PRIVACY/PASSAGE CASE QTY. 20 DUMMY CASE QTY. 30

#### ENTRY - KD

36-DW6310C \$ 45.92  
36-DW6610C \$ 51.02  
36-DW6810C \$ 51.02

#### PRIVACY

36-D6303B \$ 38.85  
36-D6603B \$ 43.16  
36-D6803B \$ 43.16

#### PASSAGE

36-D6305 \$ 35.32  
36-D6605 \$ 39.24  
36-D6805 \$ 39.24

#### DUMMY

36-6311 \$ 17.66  
36-6611 \$ 19.62  
36-6811 \$ 19.62

#### ORLEANS

BUILDER PACK

AGED BRONZE 10B+  
SATIN NICKEL 15  
ANTIQUE NICKEL 17A  
SATIN CHROME 26D

CASE QTY. 20

\*PLEASE SELECT "R" OR "L" FOR RIGHT OR LEFT HANDING AT END OF ITEM NUMBER WHEN ORDERING DUMMIES

#### ENTRY - KD

36-D8310CBRN \$ 68.88  
36-D8310CSN \$ 62.62  
36-D8310CAN \$ 62.62  
36-D8310CSC \$ 62.62

#### PRIVACY

36-D8303BBRN \$ 58.27  
36-D8303BSN \$ 52.98  
36-D8303BAN \$ 52.98  
36-D8303BSC \$ 52.98

#### PASSAGE

36-D8305BRN \$ 52.98  
36-D8305SN \$ 48.16  
36-D8305AN \$ 48.16  
36-D8305SC \$ 48.16

#### DUMMY\*

36-8311\_BRN \$ 26.49  
36-8311\_SN \$ 24.08  
36-8311\_AN \$ 24.08  
36-8311\_SC \$ 24.08

#### HARRISON

BUILDER PACK

SATIN NICKEL 15  
SATIN CHROME 26D

ENTRY/PRIVACY/PASSAGE CASE QTY. 20 DUMMY CASE QTY. 30

\*PLEASE SELECT "R" OR "L" FOR RIGHT OR LEFT HANDING AT END OF ITEM NUMBER WHEN ORDERING DUMMIES

#### ENTRY - KD

36-D8210CSN \$ 62.62  
36-D8210CSC \$ 62.62

#### PRIVACY

36-D8203BSN \$ 52.98  
36-D8203BSC \$ 52.98

#### PASSAGE

36-D8205SN \$ 48.16  
36-D8205SC \$ 48.16

#### DUMMY\*

36-8211\_SN \$ 24.08  
36-8211\_SC \$ 24.08

#### GALA

BUILDER PACK

POLISHED BRASS 3  
SATIN NICKEL 15  
SATIN CHROME 26D

ENTRY/PRIVACY/PASSAGE CASE QTY. 30 DUMMY CASE QTY. 60

#### ENTRY - KD

36-DW4410C \$ 31.30  
36-DW4610C \$ 34.79  
36-DW8410C \$ 34.79

#### PRIVACY

36-D4403B \$ 25.77  
36-D4603B \$ 28.63  
36-D8403B \$ 28.63

#### PASSAGE

36-D4405 \$ 24.08  
36-D4605 \$ 26.76  
36-D8405 \$ 26.76

#### DUMMY

36-4431 \$ 12.04  
36-4631 \$ 13.38  
36-8411 \$ 13.38



## STANDARD FEATURES

- › Fully reversible lock
- › Adjustable 4-in-1 latch
- › Resealable clamshell packaging
- › All-metal construction
- › Fits standard doors

GRADE  
**3**



### KEY INFORMATION

WR5 keyway, packaged in Keyed Different  
Combo Packs are Keyed Alike



### STRAIGHT LEVER

RETAIL PACK	ENTRY - KD		PRIVACY		PASSAGE	
SATIN NICKEL 15	35-CV4310	\$ 40.68	35-CV4303B	\$ 34.42	35-CV4305	\$ 31.29

CASE QTY. 6

### ARC LEVER

RETAIL PACK	ENTRY - KD		PRIVACY		PASSAGE	
SATIN NICKEL 15	35-CV3610C	\$ 40.68	35-CV3603B	\$ 36.01	35-CV3605	\$ 33.50

CASE QTY. 6

### FULL BALL KNOB

RETAIL PACK	ENTRY - KD		PRIVACY		PASSAGE	
POLISHED BRASS 3	35-CV1410C	\$ 26.77	35-CV1403B	\$ 24.91	35-CV1405	\$ 23.27
ANTIQUE BRASS 5	35-CV1710C	\$ 34.91	35-CV1703B	\$ 31.14	35-CV1705	\$ 29.10
OIL RUBBED BRONZE 10B	35-CV4510C	\$ 36.66	35-CV4503B	\$ 32.69	35-CV4505	\$ 30.55
SATIN STAINLESS STEEL 32D	35-CV1110C	\$ 26.77	35-CV1103B	\$ 24.91	35-CV1105	\$ 23.27

CASE QTY. 6

### EPIC LOCK SERIES® HANDLESET

RETAIL PACK	ENTRY - KD
OIL RUBBED BRONZE 10B	35-CV9890 \$ 137.68
SATIN NICKEL 15	35-CV6595 \$ 125.17

CASE QTY. 6

### EPIC LOCK SERIES® DEADBOLT

RETAIL PACK - KD	SINGLE CYLINDER DEADBOLT		DOUBLE CYLINDER DEADBOLT	
POLISHED BRASS 3	35-V216PB	\$ 25.03	—	—
ANTIQUE BRASS 5	35-V216AB	\$ 31.29	—	—
OIL RUBBED BRONZE 10B	35-V216ORB	\$ 32.86	—	—
SATIN NICKEL 15	35-V216SN	\$ 31.29	—	—
SATIN STAINLESS STEEL 32D	35-V216SS	\$ 25.03	35-V217SS	\$ 31.29

CASE QTY. 6

### COMBO PACKS

RETAIL PACK - KA	ENTRY KNOB & DEADBOLT COMBO		ENTRY KNOB TWIN PACK	
SATIN STAINLESS STEEL 32D	35-CV1116	\$ 51.89	35-TPV1110C	\$ 50.84

CASE QTY. 6

NOTE: NO FIRE RATING AVAILABLE.



STRAIGHT



ARC



FULL BALL



EPIC LOCK SERIES® DEADBOLT



EPIC LOCK SERIES® HANDLESET

# CURB APPEAL

## CAPTURE EVERYONE'S ATTENTION



LONDON HANDLESET WITH CLASSIC DOOR KNOCKER IN SATIN NICKEL, WHITE CURVED PLAQUE, 4" (102 mm) CLASSIC HOUSE NUMBERS AND MAIL SLOT IN BRUSHED ALUMINUM AND KICK PLATE IN SATIN ALUMINUM

## EXTERIOR HARDWARE

Making a great first impression is easy with the right exterior hardware. Whether you want to create a grand entrance, prepare your home for resale, or just refresh a tired look, Taymor has a range of products and styles that coordinate to make your curb appeal project simple. Start by selecting a new handleset and then complement it with the right style of house numbers, door knocker, kick plate and more. Use your creativity and mix design styles or finishes to create a dynamic entryway that welcomes you home.



LONDON HANDLESSET WITH MODERN DOOR KNOCKER, RECTANGULAR PLAQUE IN MATTE BLACK WITH 4" (102 mm) MODERN HOUSE NUMBERS IN SATIN NICKEL & KICK PLATE IN AGED BRONZE



## HOUSE NUMBER PLAQUES

NEW!



A.

**A. MODERN PLAQUE**

- › Allows up to 5 house numbers
- › Weather resistant resin construction
- › Concealed screw mounts provide a streamlined look
- › Includes mounting hardware, template, 36 white self-adhesive 4" (102 mm) vinyl house numbers

NEW!



B.

**B. OVAL PLAQUE**

- › White reflective background; allows up to 4 house numbers
- › Weather resistant resin construction
- › Concealed screw mounts provide a streamlined look
- › Includes mounting hardware, template, 36 black self-adhesive 4" (102 mm) vinyl house numbers

NEW!



C.

**C. CONTEMPORARY PLAQUE**

- › White reflective background; allows up to 4 house numbers
- › Weather resistant resin construction
- › Concealed screw mounts provide a streamlined look
- › Includes mounting hardware, template, 36 black self-adhesive 4" (102 mm) vinyl house numbers

NEW!



D.

**D. CLASSIC PLAQUE**

- › White reflective background; allows up to 4 house numbers
- › Weather resistant resin construction
- › Concealed screw mounts provide a streamlined look
- › Includes mounting hardware, template, 36 black self-adhesive 4" (102 mm) vinyl house numbers

	A. MODERN	B. OVAL	C. CONTEMPORARY	D. CLASSIC
<b>DIMENSIONS</b> W x H x D	14-3/8" x 7" x 3/4" (365 mm x 177 mm x 19 mm)	15-3/4" x 9-1/16" x 3/4" (400 mm x 230 mm x 19 mm)	12-3/4" x 6-9/16" x 1" (325 mm x 167 mm x 26 mm)	16" x 9-13/16" x 5/8" (406 mm x 249 mm x 16 mm)
<b>DIY HOUSE NUMBER PLAQUES</b>	25-9420	25-9430	25-9440	25-9450
<b>CASE QTY. 12 PKG. CARDED</b>	<b>\$ 51.00</b>	<b>\$ 54.87</b>	<b>\$ 44.20</b>	<b>\$ 56.39</b>



E.



F.

**E. RECTANGULAR PLAQUE & F. CURVED PLAQUE FOR METAL HOUSE NUMBERS**

- › Weather resistant resin construction
- › Allows up to four 4" (102 mm) metal house numbers (sold separately)
- › Concealed screw mounts provide a streamlined look
- › Includes mounting hardware

	E. RECTANGULAR	F. CURVED
<b>DIMENSIONS</b> W x H x D	14-3/8" x 7" x 3/4" (365 mm x 177 mm x 19 mm)	14-3/8" x 7-13/16" x 3/4" (365 mm x 198 mm x 19 mm)
<b>BLACK</b>	25-9210	—
<b>WHITE</b>	—	25-9220
<b>CASE QTY. 6 PKG. CARDED</b>	<b>\$ 42.09</b>	<b>\$ 42.09</b>



## DOOR KNOCKERS



A.

**A. ROUND**

- › Solid metal construction
- › Easy to install
- › Includes strike plate and mounting hardware



B.

**B. MODERN**

- › Solid metal construction
- › Easy to install
- › Concealed screw mount provides a streamlined look
- › Includes strike plate and mounting hardware



C.

**C. CLASSIC**


- › Solid metal construction
- › Easy to install
- › Includes mounting screws in matching finish

	A. ROUND		B. MODERN		C. CLASSIC	
DIMENSIONS W x H	3-5/8" x 3-7/8" (92 mm x 98 mm)		2-1/4" x 5-1/2" (57 mm x 140 mm)		3-3/16" x 6-5/16" (81 mm x 161 mm)	
POLISHED BRASS 3	25-D5010PB	<b>\$ 43.01</b>	—	—	25-D4809B	<b>\$ 22.62</b>
OIL RUBBED BRONZE 10B	—	—	—	—	25-D4809ORB	<b>\$ 24.86</b>
SATIN NICKEL 15	25-D5010SN	<b>\$ 43.01</b>	25-D4810SN	<b>\$ 26.24</b>	25-D4809SN	<b>\$ 22.62</b>
BLACK 19	25-D5010BLK	<b>\$ 43.01</b>	25-D4810BLK	<b>\$ 26.24</b>	—	—
POLISHED CHROME 26	—	—	25-D4810	<b>\$ 26.24</b>	—	—
CASE QTY.	4		5		5	
PKG. CARDED						

## HOUSE NUMBERS


## MODERN STYLE | SOLID METAL

- › Easy to install
- › Flush mount or pin-mount
- › Concealed screw mount
- › Mounting hardware included



Numbers can be pin-mounted for a floating effect

3"  
4" & 6"



	3" (76 mm)	4" (102 mm)	6" (152 mm)
SATIN NICKEL 15	—	27-MSN4__ \$ 12.28	27-MSN6__ \$ 21.59
MATTE BLACK 19	—	—	27-MBLK6__ \$ 21.59
POLISHED CHROME 26	27-MPC3__ \$ 8.67	27-MPC4__ \$ 12.28	—
CASE QTY. 5 PKG. CARDED			

## CLASSIC STYLE | SOLID BRASS

- › Easy to install
- › Mounting hardware included

4"



	4" (102 mm)
POLISHED BRASS 3	27-BRS4__ \$ 8.21
AGED BRONZE 10B+	27-ORB4__ \$ 11.14
CASE QTY. 10 PKG. CARDED	

## CLASSIC STYLE | ALUMINUM

- › Easy to install
- › Mounting hardware included

4" & 6"



	4" (102 mm)	6" (152 mm)
BLACK	25-ANB4__ \$ 5.79	25-ANB6__ \$ 10.99
WHITE	—	25-ANW6__ \$ 11.08
BRUSHED ALUMINUM	25-ANC4__ \$ 6.12	25-ANC6__ \$ 11.61
CASE QTY.	10	5
PKG. CARDED		

When ordering, add desired address — numerals 0 through 9 — to the end of the SKU. For example: 27-MSN4(\_\_\_\_)



A.



B.

## MAIL SLOTS

- › Aluminum construction
- › Interlocking flap and frame
- › Spring loaded exterior plate
- › Matching finish interior plate

	A.		B.	
<b>DIMENSIONS</b>	8-7/8" x 3"		13" x 3-3/4"	
<b>W x H</b>	(225 mm x 76 mm)		(330 mm x 95 mm)	
<b>POLISHED BRASS 3</b>	25-7340PB	<b>\$ 47.25</b>	25-7360PB	<b>\$ 91.43</b>
<b>AGED BRONZE 10B+</b>	25-7340ORB	<b>\$ 61.51</b>	—	
<b>BRUSHED ALUMINUM</b>	25-7340SS	<b>\$ 48.77</b>	25-7360SS	<b>\$ 99.09</b>
<b>CASE QTY. 5 PKG. POLY BAGGED WITH HEADER CARD</b>				

## METAL SLEEVE INSERT

- › Steel construction
- › For 1-3/4" (44 mm) hollow core doors



	25-509S		25-609S	
<b>DIMENSIONS</b>	7-7/16" x 2-3/16" x 1-3/4"		11-3/8" x 2-5/8" x 1-3/4"	
<b>W x H x D</b>	(189 mm x 55 mm x 44 mm)		(289 mm x 67 mm x 44 mm)	
<b>STEEL</b>	25-509S	<b>\$ 12.92</b>	25-609S	<b>\$ 14.60</b>
<b>CASE QTY. 5 PKG. POLY BAGGED WITH HEADER CARD</b>				



## A. 160° DOOR VIEWER | FIRE RATED 20 MIN.

- › Bore size 1/2" (12 mm)
- › Adjustable from 1-3/8" to 2" (35 mm to 50 mm)
- › 160° field of vision glass lens
- › Solid brass body



FIRE RATED



LISTED



## B. 180° DOOR VIEWER | FIRE RATED 20 MIN.

- › Bore size 9/16" (14 mm)
- › Adjustable from 1-3/8" to 2" (35 mm to 50 mm)
- › 180° field of vision
- › Solid brass body



FIRE RATED




LISTED



## C. 180° DOOR VIEWER

- › Bore size 9/16" (14 mm)
- › Adjustable from 1-3/8" to 2-3/8" (35 mm to 60 mm)
- › 180° field of vision plastic lens
- › Zinc diecast construction

	A. 160° FIRE RATED 20 MIN.		B. 180° FIRE RATED 20 MIN.		C. 180°	
<b>POLISHED BRASS 3</b>	—		—		25-D4846B	<b>\$ 10.08</b>
<b>AGED BRONZE 10B+</b>	—		—		25-D4846ORB	<b>\$ 11.09</b>
<b>SATIN NICKEL 15</b>	—		—		25-D4846SN	<b>\$ 10.08</b>
<b>POLISHED CHROME 26</b>	37-4820	<b>\$ 13.67</b>	37-4825	<b>\$ 19.39</b>	25-D4846	<b>\$ 10.08</b>
<b>SATIN CHROME 26D</b>	—		—		25-D4846SC	<b>\$ 10.08</b>
<b>CASE QTY.</b>	25		25		10	
<b>PKG.</b>	INDIVIDUAL WHITE BOX		INDIVIDUAL WHITE BOX		CARDED	



A.



B.



### KICK PLATES

- › Protects your door
- › Easy to install
- › Aluminum construction
- › Includes mounting screws in matching finish

A. DIMENSIONS W x H	32" x 6" (81.3 cm x 15.2 cm)		34" x 8" (86.4 cm x 20.3 cm)	
SATIN ALUMINUM	25-D632	\$ 50.69	25-D834	\$ 62.36
AGED BRONZE 10B+	—		25-D834ORB	\$ 70.54
SATIN NICKEL 15	—		25-D834SN	\$ 88.03
CASE QTY. 5				
PKG. INDIVIDUAL COLOR BOX				

B. DIMENSIONS W x H	30" x 6" (76.2 cm x 15.2 cm)		32" x 6" (81.3 cm x 15.2 cm)		34" x 8" (86.4 cm x 20.3 cm)	
POLISHED BRASS 3	25-DA630	\$ 53.82	25-DA632	\$ 58.67	25-DA834	\$ 78.44
CASE QTY. 5						
PKG. INDIVIDUAL COLOR BOX						

# INTERIOR HARDWARE

BEAUTIFUL ON THE INSIDE



METRA & BARCELONA CLOSET KNOBS

## INTERIOR HARDWARE

### 8000 SERIES PLAIN BEARING RESIDENTIAL BUTT HINGES

- Includes #8 type 3/4" (19 mm) screws for 3" x 3" (76 mm x 76 mm) & 3-1/2" x 3-1/2" (89 mm x 89 mm) hinge size
- Includes #9 type 3/4" (19 mm) screws for 4" x 4" (102 mm x 102 mm) hinge size
- For commercial hinge options (see pg. 81)

#### 1/4" RADIUS

RETAIL PACK - PAIRS	3" x 3" (76 mm x 76 mm)	3-1/2" x 3-1/2" (89 mm x 89 mm)	4" x 4" (102 mm x 102 mm)
THICKNESS	2.0 mm	2.2 mm	2.5 mm
POLISHED BRASS 3	25-PK8945A <b>\$ 4.01</b>	—	—
OIL RUBBED BRONZE 10B	25-PK8545A <b>\$ 5.20</b>	25-PK8545B <b>\$ 6.63</b>	—
SATIN NICKEL 15	25-PK8245A <b>\$ 4.80</b>	25-PK8245B <b>\$ 6.17</b>	25-PK8245C <b>\$ 8.00</b>
ANTIQUE NICKEL 17A	25-PK8145A <b>\$ 5.13</b>	25-PK8145B <b>\$ 6.48</b>	—
MATTE BLACK 19	25-PKBLK8545A <b>\$ 4.80</b>	25-PKBLK8545B <b>\$ 6.17</b>	—
SATIN CHROME 26D	25-PK8345A <b>\$ 4.80</b>	25-PK8345B <b>\$ 6.17</b>	25-PK8345C <b>\$ 8.00</b>
CASE QTY.	50	50	25



1/4" RADIUS

BULK PACK - PRICE PER PAIR SOLD BY CASE QTY. ONLY	3" x 3" (76 mm x 76 mm) assembled	3-1/2" x 3-1/2" (89 mm x 89 mm) assembled	4" x 4" (102 mm x 102 mm) non removable pin
THICKNESS	2.0 mm	2.2 mm	2.5 mm
OIL RUBBED BRONZE 10B	—	25-8545B <b>\$ 6.63</b>	—
SATIN NICKEL 15	25-8245A <b>\$ 4.37</b>	25-8245B <b>\$ 5.16</b>	25-NP8245C <b>\$ 9.25</b>
ANTIQUE NICKEL 17A	25-8145A <b>\$ 4.66</b>	—	—
POLISHED CHROME 26	—	25-8645B <b>\$ 9.28</b>	—
SATIN CHROME 26D	25-8345A <b>\$ 4.37</b>	25-8345B <b>\$ 5.16</b>	—
CASE QTY.	50	50	25



1/4" RADIUS

#### 5/8" RADIUS

RETAIL PACK - PAIRS	3" x 3" (76 mm x 76 mm)	3-1/2" x 3-1/2" (89 mm x 89 mm)	4" x 4" (102 mm x 102 mm)
THICKNESS	2.0 mm	2.2 mm	2.5 mm
POLISHED BRASS 3	25-PK8946A <b>\$ 4.01</b>	—	—
DULL BRASS 4	25-PK8746A <b>\$ 4.37</b>	—	—
OIL RUBBED BRONZE 10B	25-PK8546A <b>\$ 5.20</b>	25-PK8546B <b>\$ 6.63</b>	—
SATIN NICKEL 15	25-PK8246A <b>\$ 4.80</b>	25-PK8246B <b>\$ 6.17</b>	25-PK8246C <b>\$ 8.00</b>
ANTIQUE NICKEL 17A	25-PK8146A <b>\$ 5.05</b>	25-PK8146B <b>\$ 6.48</b>	—
MATTE BLACK 19	25-PKBLK8546A <b>\$ 4.80</b>	25-PKBLK8546B <b>\$ 6.17</b>	—
SATIN CHROME 26	25-PK8346A <b>\$ 4.80</b>	25-PK8346B <b>\$ 6.17</b>	25-PK8346C <b>\$ 8.00</b>
CASE QTY.	50	50	25



5/8" RADIUS

BULK PACK - PRICE PER PAIR SOLD BY CASE QTY. ONLY	3" x 3" (76 mm x 76 mm) assembled	3" x 3" (76 mm x 76 mm) unassembled	3-1/2" x 3-1/2" (89 mm x 89 mm) assembled	4" x 4" (102 mm x 102 mm) assembled	4" x 4" (102 mm x 102 mm) non removable pin
THICKNESS	2.0 mm	2.0 mm	2.2 mm	2.5 mm	2.5 mm
POLISHED BRASS 3	—	25-8858AKD <b>\$ 4.05</b>	—	—	—
OIL RUBBED BRONZE 10B	—	25-8558AKD <b>\$ 5.13</b>	25-8546B <b>\$ 6.63</b>	—	—
SATIN NICKEL 15	25-8246A <b>\$ 4.37</b>	25-8258AKD <b>\$ 4.84</b>	25-8246B <b>\$ 5.16</b>	25-8246C <b>\$ 7.25</b>	25-NP8246C <b>\$ 9.25</b>
ANTIQUE NICKEL 17A	25-8146A <b>\$ 4.48</b>	25-8158AKD <b>\$ 4.48</b>	—	—	—
MATTE BLACK 19	—	25-BLK8558AKD <b>\$ 4.84</b>	—	—	—
POLISHED CHROME 26	—	—	25-8646B <b>\$ 9.28</b>	—	—
SATIN CHROME 26D	25-8346A <b>\$ 4.37</b>	—	25-8346B <b>\$ 5.16</b>	—	25-NP8346C <b>\$ 9.25</b>
CASE QTY.	50	50	50	25	25

## SQUARE CORNER

RETAIL PACK - PAIRS	3" x 3" (76 mm x 76 mm)	3-1/2" x 3-1/2" (89 mm x 89 mm)	4" x 4" (102 mm x 102 mm)
THICKNESS	2.0 mm	2.2 mm	2.5 mm
POLISHED BRASS 3	25-PK8944A \$ 4.01	—	—
DULL BRASS 4	25-PK8744A \$ 4.37	—	—
OIL RUBBED BRONZE 10B	25-PK8544A \$ 5.20	—	—
SATIN NICKEL 15	25-PK8244A \$ 4.80	25-PK8244B \$ 6.17	25-PK8244C \$ 8.00
ANTIQUE NICKEL 17A	25-PK8144A \$ 5.13	—	—
MATTE BLACK 19	25-PKBLK8544A \$ 4.80	—	—
SATIN CHROME 26D	25-PK8344A \$ 4.80	—	—
CASE QTY.	50	50	25



SQUARE CORNER



1/4" RADIUS

5/8" RADIUS

## 3300 SERIES SINGLE ACTION SPRING HINGES

- Conforms to ANSI specifications
- Easily adjusted spring tension
- One hinge per box



### 4" x 4" (102 mm x 102 mm) SINGLE ACTION

RETAIL PACK - EACH	1/4" RADIUS	5/8" RADIUS	SQUARE CORNER
THICKNESS	2.7 mm	2.7 mm	2.7 mm
SATIN CHROME 26D	25-3311DCC \$ 26.67	25-3312DCC \$ 26.67	25-3310DCC \$ 26.67
CASE QTY.	40		

### 4-1/2" x 4" (114 mm x 102 mm) SINGLE ACTION

RETAIL PACK - EACH	SQUARE CORNER
THICKNESS	3.4 mm
SATIN NICKEL 15	25-3310ND \$ 37.32
SATIN CHROME 26D	25-3310DCD \$ 37.32
CASE QTY.	40



SQUARE CORNER

## HINGE SCREWS & PARTS

### A. #8 BUTT HINGE SCREWS



### B. #9 BUTT HINGE SCREWS



### C. PINS FOR RESIDENTIAL HINGES



### D. TENSION PIN



### A. 3" x 3" (76 mm x 76 mm) & 3-1/2" x 3-1/2" (89 mm x 89 mm) RESIDENTIAL BUTT HINGES - 3/4" (19 mm) COMBO #2 ROBERTSON/PHILLIPS SCREWS

BUILDER PACK	#8 x 3/4" (19 mm)
OIL RUBBED BRONZE 10B	25-834ORB \$ 0.10
SATIN NICKEL 15	25-834SN \$ 0.10
ANTIQUE NICKEL 17A	25-834AN \$ 0.10
SATIN CHROME 26D	25-834SC \$ 0.10
CASE QTY.	600

### B. 4" x 4" (102 mm x 102 mm) RESIDENTIAL BUTT HINGES - 3/4" (19 mm) COMBO #2 ROBERTSON/PHILLIPS SCREWS

BUILDER PACK	#9 x 3/4" (19 mm)
DULL BRASS 4	25-995ZSCREWS \$ 0.10
ZINC	25-995ZSCREWS \$ 0.10
CASE QTY.	600

### C. PIN TO SUIT HINGE SIZE

BUILDER PACK	3" x 3" (76 mm x 76 mm)	3-1/2" x 3-1/2" (89 mm x 89 mm)
POLISHED BRASS 3	25-30PIN \$ 0.54	—
OIL RUBBED BRONZE 10B	25-30PINORB \$ 0.54	—
SATIN NICKEL 15	25-30PINSN \$ 0.54	25-35PINSN \$ 0.54
ANTIQUE NICKEL 17A	25-30PINAN \$ 0.54	—
SATIN CHROME 26D	25-30PINSC \$ 0.54	—
CASE QTY.	50	


### D. TENSION PIN FOR 3300 SERIES SPRING HINGES

BUILDER PACK	11/16" (18 mm)
STEEL	25-43PIN \$ 1.00



## INTERIOR HARDWARE

### DOOR STOPS



#### A. HINGE PIN STOP

- Adjustable door opening angle
- Zinc diecast construction
- 5/16" (8 mm) bore hole size

#### B. WIDE ANGLE HINGE PIN STOP

- Adjustable door opening angle
- Removable nylon bushing
- Self adjustable shoe
- Zinc diecast construction
- 5/16" (8 mm) bore hole size

#### C. DOOR SAVER HINGE PIN STOP D. HEAVY DUTY HINGE PIN STOP

- Adjustable door opening angle
- Zinc diecast construction
- 5/16" (8 mm) bore hole size

#### E. 3-1/8" (79 mm) SPRING STOP F. 3-3/4" (95 mm) SPRING STOP

- Steel spring wire

	A.		B.	
POLISHED BRASS 3	—		25-P4634B	\$ 4.31
AGED BRONZE 10B+	25-P4614ORB	\$ 2.90	25-P4634ORB	\$ 4.74
SATIN NICKEL 15	25-P4614SN	\$ 2.63	25-P4634SN	\$ 4.31
NICKEL	25-P4614N	\$ 2.63	25-P4634N	\$ 4.31
ANTIQUE NICKEL 17A	25-P4614AN	\$ 2.63	25-P4634AN	\$ 4.31
MATTE BLACK 19	—		25-P4634BLK	\$ 4.31
SATIN CHROME 26D	25-P4614SC	\$ 2.63	25-P4634SC	\$ 4.31
CASE QTY.	50 (PB)		20 (PB)	
PKG. POLY BAGGED WITH UPC				

	C.		D.
POLISHED BRASS 3	—		25-D24624B \$ 9.11
AGED BRONZE 10B+	—		25-D24624ORB \$10.01
SATIN NICKEL 15	25-B4614SPSN	\$ 6.00	25-D24624SN \$ 9.11
POLISHED CHROME 26	25-B4614SPPC	\$ 6.00	—
SATIN CHROME 26D	—		25-D24624SC \$ 9.11
CASE QTY.	50 (PB)		10 (C2)
(PKG) PB = POLY BAGGED WITH UPC, C2 = CARDED – 2 PACK			

E.			E.		E.		F.	
POLISHED BRASS 3	25-4671B	\$ 1.09	—		25-P4671B	\$ 1.30	25-4674B	\$ 1.62
OIL RUBBED BRONZE 10B	25-4671ORB	\$ 1.19	25-D24671ORB	\$ 3.30	25-P4671ORB	\$ 1.43	25-4674ORB	\$ 1.79
SATIN NICKEL 15	25-4671SN	\$ 1.09	25-D24671SN	\$ 3.00	25-P4671SN	\$ 1.30	25-4674SN	\$ 1.62
NICKEL	25-4671N	\$ 1.09	—		25-P4671N	\$ 1.30	25-4674N	\$ 1.62
ANTIQUE NICKEL 17A	25-4671AN	\$ 1.09	—		25-P4671AN	\$ 1.30	25-4674AN	\$ 1.62
MATTE BLACK 19	—		—		25-P4671BLK	\$ 1.30	—	
SATIN CHROME 26D	25-4671SC	\$ 1.09	25-D24671SC	\$ 3.00	25-P4671SC	\$ 1.30	25-4674SC	\$ 1.62
CASE QTY.	50 (BB50)		10 (C2)		50 (PB)		50 (BB50)	
(PKG) BB50 = BULK, BAGS OF 50, C2 = CARDED – 2 PACK, PB = POLY BAGGED WITH UPC								

#### G. SOLID WALL STOP

- Zinc diecast construction
- 2-7/8" (73 mm)

#### H. ELEPHANT STOP

- Cast iron
- 5" (127 mm)
- Includes mounting screws

#### G.

OIL RUBBED BRONZE 10B	25-P4679ORB	\$ 2.68
SATIN NICKEL 15	25-P4679SN	\$ 2.46
NICKEL	25-P4679N	\$ 2.46
SATIN CHROME 26D	25-P4679SC	\$ 2.46
CASE QTY.	50	
PKG. POLY BAGGED WITH UPC		

H.	CAST IRON	
SILVER FINISH	25-4650SR	\$25.35
REPLACEMENT RUBBER TIP	25-R4650T	\$ 3.51
CASE QTY. 20		
PKG. POLY BAGGED WITH UPC		



# CLOSET DOOR HARDWARE

## BARCELONA KNOB

- > Zinc diecast construction
- > 1-1/16" (27 mm) round diameter
- > Includes 2" (51 mm) break-off screw



NEW!

SATIN NICKEL 15	20-0800SN	\$ 7.99
MATTE BLACK 19	20-0800BLK	\$ 7.99
POLISHED CHROME 26	20-0800PC	\$ 7.99
SATIN CHROME 26D	20-0800SC	\$ 7.99
CASE QTY. 20 PKG. POLY BAGGED WITH UPC		

## METRA KNOB

- > Zinc diecast construction
- > 1" (25 mm) width
- > Includes 2" (51 mm) break-off screw



NEW!

SATIN NICKEL 15	20-0700SN	\$ 6.99
MATTE BLACK 19	20-0700BLK	\$ 6.99
POLISHED CHROME 26	20-0700PC	\$ 6.99
SATIN CHROME 26D	20-0700SC	\$ 6.99
CASE QTY. 20 PKG. POLY BAGGED WITH UPC		

## PEDESTAL KNOB WITH REMOVABLE BACKPLATE

- > Zinc diecast construction
- > 1-1/4" (32 mm) round diameter
- > 1-11/16" (43 mm) base
- > Includes 2" (51 mm) break-off screw



AGED BRONZE 10B+	20-B1050ORB	\$ 7.95
SATIN NICKEL 15	20-B1050SN	\$ 7.22
ANTIQUE NICKEL 17A	20-B1050AN	\$ 7.22
SATIN CHROME 26D	20-B1050SC	\$ 7.22
CASE QTY. 25 PKG. POLY BAGGED WITH UPC		

## PEDESTAL KNOB ONLY

- > Zinc diecast construction
- > 1-1/4" (32 mm) round diameter
- > Includes 2" (51 mm) break-off screw



SATIN NICKEL 15	20-B1048SN	\$ 4.52
SATIN CHROME 26D	20-B1048SC	\$ 4.52
CASE QTY. 25 PKG. POLY BAGGED WITH UPC		

## CLASSIC KNOB

- > Zinc diecast construction
- > 1-3/16" (30 mm) diameter
- > Includes mounting screws



SATIN NICKEL 15	20-0388SN	\$ 5.68
MATTE BLACK 19	20-0388BLK	\$ 5.68
POLISHED CHROME 26	20-0388CH	\$ 5.68
SATIN CHROME 26D	20-0388SC	\$ 5.68

CASE QTY. 25 PKG. POLY BAGGED WITH UPC

## PEDESTAL BACKPLATE ONLY

- > Zinc diecast construction
- > Backplate for 20-B1048
- > 1-11/16" (43 mm)



SATIN NICKEL 15	20-B1049SN	\$ 2.97
SATIN CHROME 26D	20-B1049SC	\$ 2.97

CASE QTY. 25 PKG. POLY BAGGED WITH UPC

## MODERN KNOB

- > Zinc diecast construction
- > 5/8" (16 mm) diameter
- > Includes 1-3/4" (45 mm) break-off screw



SATIN NICKEL 15	20-0380SN	\$ 4.12
POLISHED CHROME 26	20-0380PC	\$ 4.12

CASE QTY. 100 PKG. POLY BAGGED WITH UPC

## BREAK-OFF SCREWS

- > 2" (51 mm)
- > For 20-B1048/50 pedestal knobs



CHROME-PLATED	20-B050	\$ 0.10
---------------	---------	---------

CASE QTY. 2500 PKG. BULK

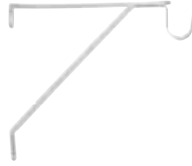
## INTERIOR HARDWARE

### CLOSET HARDWARE

- › Steel construction
- › Includes mounting screws

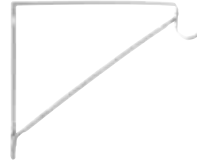
#### ADJUSTABLE SHELF & ROD SUPPORT

- › For shelf up to 12" (305 mm) wide and rod up to 1-1/2" (38 mm) diameter



#### FIXED HEAVY DUTY SHELF & ROD SUPPORT

- › For shelf up to 12" (305 mm) wide and rod up to 1-1/2" (38 mm) diameter



#### FIXED HEAVY DUTY SHELF SUPPORT ONLY

- › For shelf up to 12" (305 mm) wide



WHITE ENAMEL	25-2800	\$ 6.05	25-2810	\$ 5.95	25-2815	\$ 5.69
CASE QTY. 20 PKG. UPC LABEL						

### ADJUSTABLE METAL CLOSET RODS

- › Steel construction
- › 1" (25 mm) diameter rod
- › Includes combo head screws, Phillips or Robertson



	18" - 30" (45.7 cm - 76.2 cm)	30" - 48" (76.2 cm - 121.9 cm)	48" - 72" (121.9 cm - 182.9 cm)	72" - 96" (182.9 cm - 243.8 cm)	96" - 120" (243.8 cm - 304.8 cm)
ZINC	25-MR1830 \$ 5.42	25-MR3048 \$ 7.97	25-MR4872 \$ 11.03	25-MR7296 \$ 14.29	25-MR96120 \$ 18.22
WHITE	25-MR1830W \$ 6.25	25-MR3048W \$ 8.70	25-MR4872W \$ 12.17	25-MR7296W \$ 15.90	25-MR96120W \$ 20.32
CASE QTY. 10 PKG. POLY BAGGED WITH UPC					

### POLE SOCKET SET

- › High impact polyethylene
- › 1-3/8" (35 mm) diameter
- › Includes mounting screws



WHITE	25-2820	\$ 0.73
CASE QTY. 50 PKG. POLY BAGGED WITH UPC		

### FINGER PULLS

- › Steel construction
- › For use on sliding doors and panels
- › Pressure fit
- › 2-1/8" (54 mm) diameter, 1/4" (7 mm) deep



AGED BRONZE 10B+	20-P1601BRN	\$ 2.18
SATIN NICKEL 15	20-P1601SN	\$ 1.99
ANTIQUE NICKEL 17A	20-P1601AN	\$ 1.99
SATIN CHROME 26D	20-P1601SC	\$ 1.99
CASE QTY. 150 PKG. POLY BAGGED WITH UPC		



### SOLID BRASS SURFACE BOLTS

- › 4" (102 mm)
- › Solid brass construction
- › Includes 2 keepers and mounting screws

SATIN NICKEL 15	—	25-4035100SN	\$ 7.74
MATTE BLACK 19	—	25-4035100BLK	\$ 7.74
POLISHED CHROME 26	37-4035100	\$ 9.05	—
CASE QTY.	10	10	
PKG.	CARDED	POLY BAGGED WITH UPC	



### FLUSH BOLTS - RADIUS END

- › 6" (152 mm)
- › Solid brass and steel construction
- › Includes keeper and mounting screws

OIL RUBBED BRONZE 10B	25-5316ORB	\$ 18.52
SATIN NICKEL 15	25-5316SN	\$ 16.83
MATTE BLACK 19	25-5316BLK	\$ 16.83
SATIN CHROME 26D	25-5316SC	\$ 16.83
CASE QTY. 20 PKG. POLY BAGGED WITH UPC		

### ADJUSTABLE BULLET CATCH

- › Zinc diecast body with steel ball
- › Stamped steel strike plate included
- › Adjustable for door gap
- › Fits 13/16" (21 mm) bore hole
- › Includes mounting screws



	Bullet catch with full lip strike plate	Full lip strike plate only
POLISHED BRASS 3	20-1412B \$ 6.44	—
OIL RUBBED BRONZE 10B	20-1412ORB \$ 7.09	20-1412SORB \$ 2.82
SATIN NICKEL 15	20-1412SN \$ 6.44	20-1412SSN \$ 2.56
ANTIQUE NICKEL 17A	20-1412AN \$ 6.44	20-1412SAN \$ 2.56
MATTE BLACK 19	20-1412BLK \$ 6.44	—
POLISHED CHROME 26	20-1412CH \$ 6.44	20-1412SCH \$ 2.56
SATIN CHROME 26D	20-1412SC \$ 6.44	20-1412SSC \$ 2.56
CASE QTY.	25	500
PKG.	POLY BAGGED WITH UPC	BULK

### DRIVE-IN ADJUSTABLE BULLET CATCH

- › Zinc diecast body with steel ball
- › Adjustable for door gap
- › Fits into 1" (25 mm) bore
- › Strike included
- › Includes mounting screws



NICKEL	20-1432N	\$ 7.48
CASE QTY. 25	PKG. POLY BAGGED WITH UPC	

### DOUBLE ROLLER CATCH WITH C-CLIP

- › Steel construction
- › Plastic roller
- › Includes mounting screws



ZINC	20-1410Z	\$ 1.67
CASE QTY. 25	PKG. POLY BAGGED WITH UPC	

### DOUBLE ROLLER CATCH

- › Steel construction
- › Includes mounting screws



ZINC	20-1420CH	\$ 1.37
CASE QTY. 25	PKG. POLY BAGGED WITH UPC	

### ADJUSTABLE NYLON ROLLER BULLET CATCH

- › Steel body with single plastic wheel
- › Steel strike plate
- › Adjustable for door gap
- › Strike included
- › Includes mounting screws



ZINC	20-1411CH	\$ 4.09
CASE QTY. 25	PKG. POLY BAGGED WITH UPC	

### PROJECTING MAGNETIC CATCH

- › Zinc plated steel strike
- › Plastic housing with magnet
- › Includes mounting screws



	20-1450AC	\$ 2.24
CASE QTY. 25	PKG. POLY BAGGED WITH UPC	

### PLASTIC FLUSH MAGNETIC CATCH

- › Zinc plated steel strike
- › Plastic housing with magnet
- › Includes mounting screws



	20-1455AC	\$ 2.24
CASE QTY. 25	PKG. POLY BAGGED WITH UPC	

### HEAVY LOAD MAGNETIC CATCH

- › Zinc plated steel strike
- › Plastic housing with magnet
- › Includes mounting screws
- › Holding capacity 16 lbs (7.3 kg)



WHITE	20-1465WH	\$ 3.73
CASE QTY. 25	PKG. POLY BAGGED WITH UPC	

### HANDRAIL BRACKETS

- › Zinc diecast construction
- › Includes mounting screws



#### A. HANDRAIL BRACKET

- › Projection from wall is 3" (76 mm)



#### B. 50 mm CLEARANCE HANDRAIL BRACKET

- › Projection from wall is 3-15/16" (100 mm)



#### C. 50 mm CLEARANCE HEAVY DUTY HANDRAIL BRACKET

- › Projection from wall is 3-15/16" (100 mm)


	A.		B.		C.	
POLISHED BRASS 3	25-P6350B	\$ 4.52	25-P6360PB	\$ 6.37	25-P6370PB	\$ 16.43
OIL RUBBED BRONZE 10B	25-P6350ORB	\$ 4.97	25-P6360ORB	\$ 7.01	25-P6370ORB	\$ 18.08
SATIN NICKEL 15	25-P6350SN	\$ 4.52	25-P6360SN	\$ 6.37	25-P6370SN	\$ 16.43
NICKEL	25-P6350N	\$ 4.52	25-P6360N	\$ 6.37	25-P6370N	\$ 16.43
ANTIQUE NICKEL 17A	25-P6350AN	\$ 4.52	25-P6360AN	\$ 6.37	25-P6370AN	\$ 16.43
MATTE BLACK 19	—		25-P6360BLK	\$ 6.37	25-P6370BLK	\$ 16.43
SATIN CHROME 26D	25-P6350SC	\$ 4.52	25-P6360SC	\$ 6.37	25-P6370SC	\$ 16.43
CASE QTY.	25		15		5	
PKG. POLY BAGGED WITH UPC						

## DOOR GUARDS



### A. CHAIN DOOR GUARD

- › Steel construction
- › Welded steel chain
- › Includes mounting screws



### B. KEYED LOCKING CHAIN DOOR GUARD

- › Locking key adds an extra measure of security
- › Zinc diecast construction
- › Includes 2 keys and mounting screws



### C. DOOR GUARD

- › Zinc diecast construction
- › Allows partial door opening while deterring forced access
- › Includes mounting screws

	A.	B.	C.
POLISHED BRASS 3	25-D4804PB \$ 4.84	37-4815 \$ 20.23	25-D3080B \$ 10.79
OIL RUBBED BRONZE 10B	25-D4804ORB \$ 5.32	—	25-D3080ORB \$ 11.87
SATIN NICKEL 15	25-D4804SN \$ 4.84	—	25-D3080SN \$ 10.79
POLISHED CHROME 26	—	—	25-D3080CH \$ 10.79
SATIN CHROME 26D	25-D4804SC \$ 4.84	—	25-D3080SC \$ 10.79
CASE QTY.	5	10	5
PKG. CARDED			

## DOOR GUARD SHIM

- › For use with 25-D3080 door guard when face of door is recessed from face of jamb
- › 1/8" [3 mm] thick



BLACK RUBBER	25-3081	\$ 2.14
CASE QTY. 50 PKG. BULK		

## DOOR FRAME PROTECTOR

- › Protects door frame from open arm of door guard
- › Aluminum
- › 1-1/16" [27 mm] wide



DULL CHROME	25-3082DC	\$ 3.08
CASE QTY. 50 PKG. BULK		


## DOOR SECURITY



### DOUBLE CYLINDER DEADLOCK

- › Zinc latchbolt; zinc alloy case and strike
- › Vertical action, surface mounted theft resistant deadlock
- › Easy installation; fits standard doors
- › Interchangeable cylinder and 5-pin tumbler
- › Includes 2 keys and mounting screws

BRASS PLATED	37-3102	\$ 53.57
SATIN NICKEL 15	37-SN3102	\$ 53.57
CASE QTY. 10 PKG. CLAMSHELL		



### SINGLE CYLINDER DEADLOCK

- › Zinc latchbolt; zinc alloy case and strike
- › Vertical action, surface mounted theft resistant deadlock
- › Easy installation; fits standard doors
- › Interchangeable cylinder and 5-pin tumbler
- › Includes 2 keys and mounting screws


BRASS PLATED	37-3100	\$ 44.80
SATIN NICKEL 15	37-SN3100	\$ 44.80
CASE QTY. 10 PKG. CLAMSHELL		



### RIM NIGHT LATCH

- › Solid brass latchbolt; zinc alloy case and strike
- › Operates as deadlock, springlatch or in a non-locking hold-open position
- › Easy installation; fits standard doors
- › Interchangeable cylinder
- › Includes 2 keys and mounting screws

BRASS PLATED	37-3010	\$ 31.12
SATIN NICKEL 15	37-SN3010	\$ 31.12
CASE QTY. 6 PKG. CLAMSHELL		



### REPLACEMENT CYLINDER ONLY

- › Brass construction
- › Includes 2 keys
- › Compatible with 37-3100 and 37-3010

BRASS PLATED	37-3060	\$ 12.41
CASE QTY. 5 PKG. CLAMSHELL		

### CAM LOCK

- › Key operated cabinet locks includes two steel cam stops (90° and 180° for various applications)
- › Zinc diecast construction
- › Complete with 2 keys



Maximum thickness	3/8" (10 mm)	5/8" (16 mm)
POLISHED CHROME 26	37-3250 \$ 9.03	37-3260 \$ 10.17
CASE QTY. 10 PKG. CARDED		

### MAIL BOX LOCK

- › Steel construction
- › Complete with 2 keys



POLISHED BRASS 3	37-4780	\$ 7.74
CASE QTY. 10 PKG. CARDED		

## CHAIN CHECKS

### CHAIN CHECK - HEAVY DUTY

- › Steel construction (\*25-U4858U has zinc diecast brackets)
- › With grey vinyl cover
- › Solid twisted chain
- › Heavy duty compression springs at both ends
- › Complete with fully threaded wood screws

ZINC WITH VINYL COVER 26 - 25-1/2" (648 mm)	25-4858U25	\$ 32.86
ZINC WITH VINYL COVER 26 - 30-1/2" (775 mm)	25-4860U30	\$ 37.56
CASE QTY. 6 PKG. POLY BAGGED WITH UPC		



## RESIDENTIAL DOOR CLOSERS

### 1905 SERIES DOOR CLOSER

- › Adjustable closing and latching speed
- › Hold Open function
- › Aluminum diecast body; heat-treated steel rack and pinion mechanism
- › Includes parallel bracket and sturdy cover
- › Fully reversible installation
- › Max recommended door size: 32" x 72" (813 mm x 1829 mm)
- › Max recommended door weight: 85 lbs (38 kg)

RETAIL PACK		
IVORY	12-1905PW	\$ 135.87
CASE QTY. 10		



Please refer to our commercial section for more door closers (see pgs. 74-76)

# COMMERCIAL HARDWARE

PERFORMANCE YOU CAN TRUST





# C

## COMMERCIAL

Designed for today's demanding architectural requirements, Taymor's comprehensive line of commercial hardware delivers consistent, dependable performance across an array of applications. From cylindrical locks and deadbolts to door closers and exit hardware; our commercial program has everything necessary to keep your entryways fully functional and up to code.



DUKE LOCKSET | SATIN CHROME



### MAKING THE GRADE

Taymor meets performance standards set by the Builders Hardware Manufacturers Association (BHMA) and the American National Standards Institute (ANSI) for builder's hardware. The standards are defined by grades in which there are progressive levels of performance benchmarks. The purpose of standardized ANSI/BHMA product grades is to help identify the quality and durability of door hardware through a series of operational and security tests.




**Grade 1** is the strongest grade available for maximum duty commercial applications.

**Grade 2** is designed and built to offer excellent security and durability for heavy duty commercial applications.

**Grade 3** offers reliable security for both residential and light commercial projects.

# CYLINDRICAL LOCKSETS & DEADBOLTS

Trusted doorware that's recognized by pros for its superior quality, reliability, and ease of installation.



**GRADE  
1**

## MAXIMUM DUTY CYLINDRICAL CONSTRUCTION

- ▶ ANSI/BHMA 156.2 grade 1
- ▶ Maximum duty cylindrical construction
- ▶ Fully reversible lock
- ▶ Concealed screw mount
- ▶ Fixed backset 2-3/4" (70 mm)
- ▶ 1-1/8" x 2-1/4" (28 mm x 57 mm) square Mortise latch
- ▶ 10 year mechanical warranty



### FULL KEYING SERVICES AVAILABLE

6 pin SC4 keyway, packaged in Keyed Different



### FIRE RATED

Meets c-UL and UL 3-hour fire rating standards



**KNIGHT**



**COMMERCIAL  
GRADE 1 DEADBOLT**

KNIGHT	ENTRY Entrance/Office leverset (inside turn button)		PRIVACY Restroom leverset (inside push button)		PASSAGE Hall/Closet leverset		STOREROOM		CLASSROOM		GRAD 1
	ANSI FUNCTION # F109		ANSI FUNCTION # F76		ANSI FUNCTION # F75		ANSI FUNCTION # F86		ANSI FUNCTION # F84		
	SATIN CHROME 26D	32-6953    \$ 259.39	32-6940    \$ 230.87	32-6910    \$ 220.48	32-6980    \$ 259.39	32-6970    \$ 311.28					
CASE QTY. 10											

COMMERCIAL GRADE 1 DEADBOLT		GRADE 1 SINGLE CYLINDER DEADBOLT	GRADE 1
POLISHED CHROME 26		32-F740	\$ 131.25
SATIN CHROME 26D		32-F780	\$ 139.37
CASE QTY. 20			



GRADE  
2

## HEAVY DUTY CYLINDRICAL CONSTRUCTION

- ANSI/BHMA 156.2 grade 2
- Fully reversible lock
- Fixed backset 2-3/4" (70 mm)
- 5 year mechanical warranty



### FULL KEYING SERVICES AVAILABLE

6 pin SC4 keyway, packaged in Keyed Different



### FIRE RATED

Meets c-UL and UL 3-hour fire rating standards



CITADEL



DUKE

GRADE  
2

CITADEL	ENTRY Entrance/Office leverset (inside turn button)	PRIVACY Restroom leverset (inside push button)	PASSAGE Hall/Closet leverset	STOREROOM
	ANSI FUNCTION # F109	ANSI FUNCTION # F76	ANSI FUNCTION # F75	ANSI FUNCTION # F86
SATIN CHROME 26D	32-5553C26D <b>\$ 181.97</b>	32-5540C26D <b>\$ 161.95</b>	32-5510C26D <b>\$ 154.67</b>	32-5580C26D <b>\$ 181.97</b>
CASE QTY.	6	6	6	6
	CLASSROOM	COMMUNICATING PASSAGE / EXIT NON-KEY	INSTITUTION	DUMMY Single side leverset
	ANSI FUNCTION # F84	ANSI FUNCTION # F111	ANSI FUNCTION # F87	
SATIN CHROME 26D	32-5570C26D <b>\$ 200.17</b>	32-5525C26D <b>\$ 151.03</b>	32-5582C26D <b>\$ 218.36</b>	32-5593C26D <b>\$ 72.79</b>
CASE QTY.	6	6	6	12

GRADE  
2

DUKE	ENTRY		ENTRY	PRIVACY		PRIVACY		
	Entrance/Office leverset (inside turn button)		3/4" (19 mm) latch**	Restroom leverset (inside turn button)		3/4" (19 mm) latch**		
	ANSI FUNCTION # F109		ANSI FUNCTION # F109	ANSI FUNCTION # F76		ANSI FUNCTION # F76		
SATIN CHROME 26D	32-7953	\$ 181.97	32-795334SC	\$ 341.60	32-7940	\$ 161.95	32-794034SC	\$ 324.80
SATIN CHROME 26D (Clutch)	32-5953*	\$ 200.17			32-5940*	\$ 180.14		
CASE QTY.	10		6		10		6	
PASSAGE		PASSAGE		STOREROOM		STOREROOM		
Hall/closet leverset		3/4" (19 mm) latch**				3/4" (19 mm) latch**		
ANSI FUNCTION # F75		ANSI FUNCTION # F75		ANSI FUNCTION # F86		ANSI FUNCTION # F86		
SATIN CHROME 26D	32-7910	\$ 154.67	32-791034SC	\$ 324.80	32-7980	\$ 181.97	32-798034SC	\$ 345.73
SATIN CHROME 26D (Clutch)					32-5980*	\$ 200.17		
CASE QTY.	10		6		10		6	
CLASSROOM		CLASSROOM		COMMUNICATING		COMMUNICATING PASSAGE		DUMMY
		3/4" (19 mm) latch**		PASSAGE / EXIT NON-KEY		3/4" (19 mm) latch**		Single side leverset
ANSI FUNCTION # F84		ANSI FUNCTION # F84		ANSI FUNCTION # F111		ANSI FUNCTION # F111		
SATIN CHROME 26D	32-7970	\$ 200.17	32-797034SC	\$ 375.20	32-7925	\$ 151.03	32-792534SC	\$ 358.40
SATIN CHROME 26D (Clutch)	32-5970*	\$ 218.36						32-7993
CASE QTY.	10		6		10		6	10
								\$ 72.79

\*Clutch mechanism. \*\*For rated paired door application per NFPA80.

## COMMERCIAL LOCKSETS & DEADBOLTS



EXCALIBUR



YORK

EXCALIBUR	ENTRY Entrance/Office leverset (inside turn button)	PRIVACY Restroom leverset (inside turn button)	PASSAGE Hall/Closet leverset	STOREROOM	CLASSROOM	GRADE 2
	ANSI FUNCTION # F109	ANSI FUNCTION # F76	ANSI FUNCTION # F75	ANSI FUNCTION # F86	ANSI FUNCTION # F84	
SATIN CHROME 26D	32-4953* <b>\$ 200.17</b>	32-4940* <b>\$ 180.14</b>	32-4910 <b>\$ 154.67</b>	32-4980* <b>\$ 200.17</b>	32-4970* <b>\$ 218.36</b>	
CASE QTY.	10	10	10	10	10	

\*Clutch mechanism.

YORK	ENTRY Entrance/Office knobset (inside turn button)	PRIVACY Restroom knobset (inside turn button)	PASSAGE Hall/Closet knobset	STOREROOM	GRADE 2
	ANSI FUNCTION # F109	ANSI FUNCTION # F76	ANSI FUNCTION # F75	ANSI FUNCTION # F86	
SATIN STAINLESS STEEL 32D	32-8953 <b>\$ 89.05</b>	32-8940 <b>\$ 79.25</b>	32-8910 <b>\$ 75.69</b>	32-8980 <b>\$ 89.05</b>	
CASE QTY.	20	20	20	20	
CLASSROOM					
ANSI FUNCTION # F84					
SATIN STAINLESS STEEL 32D	32-8970 <b>\$ 97.96</b>				
CASE QTY.	20				

GRADE  
2

### DEADBOLTS

- ANSI/BHMA 156.2 grade 2
- Solid brass cylinder
- 2-in-1 adjustable backset latch  
2-3/8" to 2-3/4" (61 mm to 70 mm) for A & C
- Fixed backset latch 2-3/4" (61 mm) for B
- 1" x 2-1/4" (25 mm x 57 mm) square mortise faceplate
- 5 year mechanical warranty



#### FULL KEYING SERVICES AVAILABLE

6 pin SC4 keyway, packaged in Keyed Different



#### FIRE RATED

Meets c-UL and UL 3-hour fire rating standards



A. COMMERCIAL  
SINGLE CYLINDER  
DEADBOLT



B. SINGLE SIDED  
COMMUNICATING  
DEADBOLT



C. OCCUPANCY INDICATOR DEADBOLT  
SHOWING RED "LOCKED" AND GREEN "UNLOCKED" ICONS

A. COMMERCIAL SINGLE CYLINDER DEADBOLT			B. SINGLE SIDED COMMUNICATING DEADBOLT		C. OCCUPANCY INDICATOR DEADBOLT		GRAD 2
BUILDER PACK							
SATIN CHROME 26D	32-F470	\$ 96.79	32-F218	\$ 82.28	32-F238	\$ 87.11	
SATIN STAINLESS STEEL 32D	32-F450	\$ 87.11			32-F238SSS	\$ 78.40	
CASE QTY.	20		20		20		

GRADE  
2

## LIGHT DUTY TUBULAR CONSTRUCTION

- › Fully reversible lock
- › Solid brass cylinder
- › 2-in-1 adjustable backset latch
- › 5 year mechanical warranty



### FULL KEYING SERVICES AVAILABLE

6 pin SC4 keyway, packaged in Keyed Different



### FIRE RATED

Meets c-UL and UL 3-hour fire rating standards



OXFORD



WINDSOR



COMMERCIAL SINGLE  
CYLINDER DEADBOLT

\*RETAIL PACK

OXFORD	ENTRY Entrance/Office knobset (inside turn button)	PRIVACY Restroom knobset (inside turn button)	PASSAGE Hall/Closet knobset	STOREROOM	GRADE 2
RETAIL PACK					
SATIN STAINLESS STEEL 32D	32-V1653 \$ 85.09	32-V1640 \$ 72.93	32-V1610 \$ 64.83	32-V1680 \$ 85.09	
CASE QTY.	3	4	4	4	

WINDSOR	ENTRY Entrance/Office leverset (inside turn button)	PRIVACY Restroom leverset (inside turn button)	PASSAGE Hall/Closet leverset	STOREROOM	GRADE 2
RETAIL PACK					
SATIN STAINLESS STEEL 32D	32-V1853 \$ 152.89	32-V1840 \$ 137.60	32-V1810 \$ 122.32	32-V1880 \$ 160.53	
CASE QTY.	4	4	4	4	

DEADBOLT	COMMERCIAL SINGLE CYLINDER DEADBOLT (w/T-Strike)	GRADE 2
RETAIL PACK		
SATIN STAINLESS STEEL 32D	32-FV450 \$ 89.03	
CASE QTY.	3	



**GRADE**  
**1**


## MORTISE COMMERCIAL LOCKS

### 3900 SERIES

Solid brass deadbolt  
with two hardened steel pins;  
1" (25 mm) projection

Stainless steel latchbolt  
with 2-piece anti-friction tongue;  
3/4" (18 mm) throw; field reversible

Fully wrapped heavy gauge  
steel case



#### FULL KEYING SERVICES AVAILABLE

6 pin SC4 keyway, packaged in  
Keyed Different



#### FIRE RATED

Meets c-UL and UL  
3-hour fire rating standards





### DUKE MORTISE

SATIN CHROME 26D	ANSI FUNCTION	ROUND SECTIONAL TRIM	
Passage	F01	39-S1077C26D	<b>\$576.36</b>
Privacy	F19	39-S4077C26D	<b>\$588.25</b>
Apartment/Corridor	F20	39-S5077C26D	<b>\$603.10</b>
Dormitory	F13	39-S5677C26D	<b>\$573.57</b>
Exit	F12	39-S5777C26D	<b>\$534.77</b>
Office/Entry	F04	39-S6077C26D	<b>\$594.18</b>
Classroom	F05	39-S7077C26D	<b>\$594.18</b>
Storeroom/Closet	F07	39-S8077C26D	<b>\$594.18</b>
Hotel	F15	39-S8677C26D	<b>\$588.02</b>

Order cylinders separately for keyed functions. Minimum quantities and lead times apply.  
Taymor Mortise cylinders may be compatible with other brands.  
Please contact your Taymor sales representative for details.

### CYLINDERS (SOLD SEPARATELY)



#### MORTISE CYLINDERS

SC4 6 pin 'C' keyway, 1-1/8"D (28 mm) - for sectional trim  
SC4 6 pin 'C' keyway, 1-1/4"D (32 mm) - for escutcheon trim

39-MSCYL118C26D **\$ 53.77**

39-MSCYL114C26D **\$ 53.77**

**CASE QTY.** 100


### MORTISE LOCK ACCESSORIES



CLOVERLEAF CAM FOR MORTISE CYLINDERS

39-CLCAM **\$ 3.11**

**CASE QTY.** 10



**GRADE  
1**

**4000 SERIES DOOR CLOSER**


- › ANSI/BHMA A156.4 grade 1
- › UL and c-UL certified for use on fire doors rated up to 3 hours: UL10c for positive pressure
- › Closing power adjustable from sizes 1 to 6
- › Barrier-free operation for the strictest requirements in accessibility
- › Will fit all sizes and weights of swinging doors

- › Ideally suited for doors in the highest traffic areas
- › Standard backcheck, sweep and latching speed
- › Universal mounting; regular and parallel bracket included
- › Non-handed installation
- › Cast iron body
- › 10 year mechanical warranty



SIZE	MAXIMUM RECOMMENDED DOOR SIZE & WEIGHT	ALUMINUM	GRADE 1
1-6	48" x 96" (121 cm x 243 cm), 266 lbs (121 kg)	13-4000AL	\$ 336.97
CASE QTY. 4			

**4000 SERIES DOOR CLOSERS PARTS & ACCESSORIES**



	ALUMINUM	
A. Drop Plate - regular arm mount	13-A4000DPRAL	\$ 34.13
B. Drop Plate - low clearance mount	13-A4000DPLCAL	\$ 34.13
C. Drop Plate - top jamb mount	13-A4000DPTJAL	\$ 33.05
D. Drop Plate - parallel arm mount	13-A4000PAMAL	\$ 44.09
E. Friction type - hold open arm* - maximum door weight 60kg (132lbs)	13-A4000FHOAL	\$ 83.96
F. Cush stop arm	13-A4000CSAL	\$ 87.08
G. Cush stop hold open arm* - maximum door weight 60kg (132lbs)	13-A4000CSHOAL	\$ 89.19

CASE QTY. 10

\* NOT FOR USE ON FIRE-RATED DOORS

**GRADE  
1**

## 1900 SERIES DOOR CLOSER


- › ANSI/BHMA A156.4 grade 1
- › UL and c-UL certified for use on fire doors rated up to 3 hours: UL10c for positive pressure
- › Closing power adjustable from sizes 1 to 6
- › Barrier-free operation for the strictest requirements in accessibility
- › Delayed action functionality included with 13-1900BFDAAL
- › Will fit all sizes and weights of swinging doors
- › Ideally suited for doors in high traffic areas
- › Standard backcheck, sweep and latching speed
- › Universal mounting; regular and parallel bracket included
- › Non-handed installation
- › Aluminum diecast body
- › 10 year mechanical warranty



SIZE	MAXIMUM RECOMMENDED DOOR SIZE & WEIGHT	DESCRIPTION	ALUMINUM	GRADE 1
1-6	48" x 96" (121 cm x 243 cm), 266 lbs (121 kg)	Adjustable power 1 through 6 with standard backcheck and barrier free	13-1900AL	\$ 193.58
1-6	48" x 96" (121 cm x 243 cm), 266 lbs (121 kg)	Adjustable power 1 through 6 with standard backcheck, barrier free and delayed action	13-1900BFDAAL	\$ 197.16

CASE QTY. 6

### 1900 SERIES DOOR CLOSERS PARTS & ACCESSORIES



			ALUMINUM	CASE QTY.
A.	Regular or top jamb narrow drop plate – 2” tall (51 mm)	13-A1900DP51AL	\$ 27.10	10
B.	Parallel arm drop plate – 3-9/16” tall (90 mm)	13-A1900DP90AL	\$ 37.92	10
C.	Parallel arm bracket for friction hold open arm	13-A1900PAFHOAL	\$ 6.81	10
D.	Parallel arm bracket	13-A1900PABAL	\$ 5.23	100
E.	Friction type – hold open arm* - maximum door weight 132 lbs (60 kg)	13-A1900FHOAL	\$ 73.45	10
F.	Cush stop arm	13-A1900CSAAL	\$ 83.96	10
G.	Cush stop hold open arm* - maximum door weight 132 lbs (60 kg)	13-A1900CSHOAAL	\$ 89.19	10
H.	Extended long rod and shoe	13-A1900ELRSAL	\$ 8.39	50
I.	Thru bolts	13-A1900SNBAL	\$ 7.88	100
J.	Screw pack	13-A1900SPAL	\$ 5.23	100
* NOT FOR USE ON FIRE-RATED DOORS				

**GRADE  
2**

### 550 SERIES DOOR CLOSER

- › ANSI/BHMA 156.4 grade 2
- › UL and c-UL certified for use on fire doors rated up to 3 hours
- › Spring size 2, 3 and 4
- › High strength aluminum alloy body
- › Non-handed
- › Two independent adjustable valves control sweeping and latching speed
- › Universal mounting (regular and parallel brackets included)
- › Supplied with machine and wood screws
- › 5 year mechanical warranty



GRADE  
2

SIZE	MAXIMUM RECOMMENDED DOOR SIZE & WEIGHT	ALUMINUM	
2	36" x 84" (90 cm x 210 cm), 55-100 lbs / (25-45 kg)	13-552APAL	\$ 111.84
3	38" x 84" (95 cm x 210 cm), 88-144 lbs / (40-64 kg)	13-553APAL	\$ 119.30
4	42" x 96" (105 cm x 240 cm), 132-187 lbs / (60-84 kg)	13-554APAL	\$ 130.49

CASE QTY. 10

**GRADE  
3**

### 600 SERIES DOOR CLOSER

- › ANSI/BHMA 156.4 grade 3
- › UL and c-UL certified for use on fire doors rated up to 3 hours
- › Spring size 2, 3 and 4
- › High strength aluminum alloy body
- › Non-handed
- › Two independent adjustable valves control sweeping and latching speed
- › Universal mounting (regular and parallel brackets included)
- › Supplied with machine and wood screws
- › 5 year mechanical warranty



GRADE  
3

SIZE	MAXIMUM RECOMMENDED DOOR SIZE & WEIGHT	POLISHED BRASS 3	POLISHED CHROME 26	ALUMINUM	
2	36" x 84" (90 cm x 210 cm), 55-100 lbs (25-45 kg)	14-602BR	\$ 67.11	—	14-602AL \$ 67.11
3	38" x 84" (95 cm x 210 cm), 88-144 lbs (40-64 kg)	—	14-1623C26	\$ 119.30	14-603AL \$ 78.29
4	42" x 96" (105 cm x 240 cm), 132-187 lbs (60-84 kg)	—	—	—	14-604AL \$ 100.67
	Decorative cover	—	—	—	14-C1600AL \$ 13.08

CASE QTY. 10  
\* SPRING POWER SIZE 3 CLOSER IN A SIZE 2 BODY

**GRADE  
3**

### 690 SERIES DOOR CLOSER

- › ANSI/BHMA 156.4 grade 3
- › UL and c-UL certified for use on fire doors rated up to 3 hours
- › Spring size 3, 4 and 5
- › High strength aluminum alloy body
- › Non-handed
- › Three independent adjustable valves control backcheck, sweeping and latching speed
- › Universal mounting (regular and parallel brackets included)
- › Supplied with machine and wood screws
- › 5 year mechanical warranty

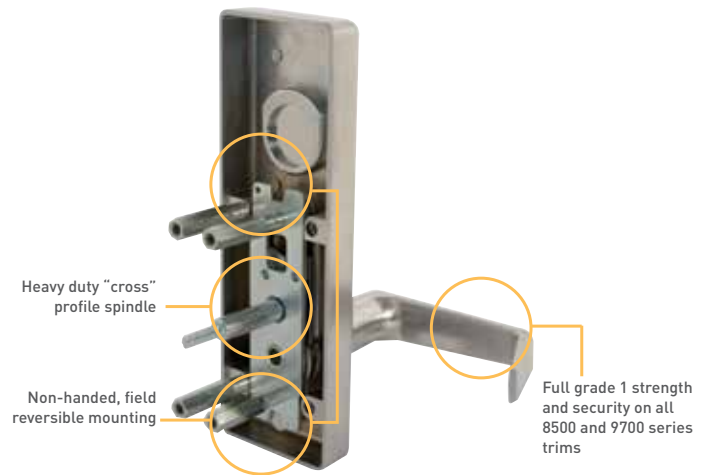


GRADE  
3

SIZE	MAXIMUM RECOMMENDED DOOR SIZE & WEIGHT	ALUMINUM	
3	38" x 84" (95 cm x 210 cm), 100-187 lbs (45-85 kg)	14-693AL	\$ 104.40
4	42" x 96" (105 cm x 240 cm), 144-220 lbs (65-100 kg)	14-694AL	\$ 126.76
5	42" x 96" (105 cm x 240 cm), 187-265 lbs (85-120 kg)	14-695AL	\$ 152.86

CASE QTY. 6





**GRADE  
1**

## PUSH PADS/BARS

### 9700 SERIES PUSH PAD EXIT DEVICE

- ▶ ANSI/BHMA grade 1
- ▶ 9700 Series Safety Rated, F9700 Series Fire Rated
- ▶ Designed for use on wood or hollow metal doors
- ▶ Fits standard doors 28" x 84" (71 cm x 213 cm) - 48" x 96" (122 cm x 244 cm) (min-max)
- ▶ Non-Handed
- ▶ Dogging capability for safety rated
- ▶ Vertical rods may be cut for smaller doors
- ▶ Two lengths available: 36" (91 cm) and 48" (122 cm)
- ▶ Crossbar can be cut down by a maximum of 8" (20 cm)
- ▶ 10 year mechanical warranty



#### FIRE RATED

Meets c-UL and UL 3-hour fire rating standards



#### SAFETY RATED

STAINLESS STEEL  
32D

**GRADE  
1**

9700 Series rim exit device for 28" - 36" door (71 cm - 91 cm)	17-9736SSS	\$ 633.80
9700 Series surface mount vertical rod exit device for 28" - 36" door (71 cm - 91 cm) x 84" (213 cm)	17-9736VSSS	\$ 932.05
9700 Series rim exit device for 37" - 48" door (94 cm - 122 cm)	17-9748SSS	\$ 676.03
9700 Series surface mount vertical rod exit device for 37" - 48" door (94 cm - 122 cm) x 96" (244 cm)	17-9748VSSS	\$ 1025.26

CASE QTY. 2

#### FIRE RATED

STAINLESS STEEL  
32D

**GRADE  
1**

9700 Series rim exit device for 28" - 36" door (71 cm - 91 cm)	17-F9736SSS	\$ 727.00
9700 Series surface mount vertical rod exit device for 28" - 36" door (71 cm - 91 cm) x 84" (213 cm)	17-F9736VSSS	\$ 1025.26
9700 Series rim exit device for 37" - 48" door (94 cm - 122 cm)	17-F9748SSS	\$ 820.21
9700 Series surface mount vertical rod exit device for 37" - 48" door (94 cm - 122 cm) x 96" (244 cm)	17-F9748VSSS	\$ 1118.47

CASE QTY. 2

## COMMERCIAL EXIT HARDWARE

### 8500 SERIES PUSH PAD EXIT DEVICE

- › 8500 Series Safety Rated, F8500 Series Fire Rated
- › Designed for use on wood or hollow metal doors
- › Non-Handed
- › Dogging capability for safety rated
- › Vertical rods may be cut for smaller doors
- › One length available: 36" (91 cm)
- › Crossbar can be cut down by a maximum of 8" (20 cm)
- › 5 year mechanical warranty



#### FIRE RATED

Meets c-UL and UL 1.5-hour fire rating standards



SAFETY RATED	ALUMINUM 28		CASE QTY.
8500 Series rim exit device for 28" - 36" door (71 cm - 91 cm) apply to max 96" (243.8 cm) door height	17-8536AL	<b>\$ 298.26</b>	6
8500 Series surface vertical rod exit device for 28" - 36" door (71 cm - 91 cm) apply to max 84" (213.4 cm) door height	17-8536VAL	<b>\$ 521.95</b>	4

FIRE RATED	ALUMINUM 28		CASE QTY.
8500 Series rim exit device for 28" - 36" door (71 cm - 91 cm) apply to max 96" (243.8 cm) door height	17-F8536AL	<b>\$ 372.83</b>	6
8500 Series surface vertical rod exit device for 28" - 36" door (71 cm - 91 cm) apply to max 84" (213.4 cm) door height	17-F8536VAL	<b>\$ 596.51</b>	4

## TRIMS

**GRADE**  
**1**

### 9700/8500 SERIES KNOB AND LEVER TRIM

- › ANSI/BHMA grade 1
- › Maximum duty actuating mechanism
- › Compatible with 8500 & 9700 series push pad exit device
- › 10 year mechanical warranty



KNOB



LEVER



#### FULL KEYING SERVICES AVAILABLE

6 pin SC4 keyway, packaged in Keyed Different



Works with c-UL and UL 1.5 / 3-hour fire rating standards depending on exit device selection

	KNOB		LEVER		GRAD 1
	SATIN CHROME 26D		STAINLESS STEEL 32D		
Entry (classroom) function	17-ENBKAL	\$ 102.52	17-LEVAL	\$ 182.16	
Storeroom function	17-SRBKAL	\$ 146.93	17-SRLEVAL	\$ 209.87	
Passage function	—		17-PALEVSC	\$ 165.87	
CASE QTY. 20					

**GRADE  
1**

**9700/8500 SERIES OUTSIDE THUMBPIECE TRIMS**

- › ANSI/BHMA grade 1
- › Maximum duty actuating mechanism
- › Compatible with push pad exit device series 9700 and 8500
- › Non-handed outside thumbpiece trims
- › Rim cylinder for storeroom function
- › Mortise cylinder for entry function
- › 10 year mechanical warranty



**FULL KEYING SERVICES AVAILABLE**

6 pin SC4 keyway, packaged in Keyed Different



Works with c-UL and UL 1.5 / 3-hour fire rating standards depending on exit device selection

	ALUMINUM 28	
A. Entry (classroom) function	17-ENTPAL	\$ 193.87
B. Storeroom function	17-STTPAL	\$ 193.87
C. Passage function	17-PSTPAL	\$ 178.95
D. Dummy function	17-DUPAL	\$ 156.59
CASE QTY. 10		

**GRADE  
1**



A.

B.

C.

D.

**GRADE  
1**

**9700/8500 SERIES ESCUTCHEON LEVER TRIM**

- › ANSI/BHMA grade 1
- › Maximum duty actuating mechanism
- › Compatible with 8500 & 9700 series push pad exit device
- › Mortise cylinder for entry (classroom) and storeroom function
- › 10 year mechanical warranty



**FULL KEYING SERVICES AVAILABLE**

6 pin SC4 keyway, packaged in Keyed Different



Works with c-UL & UL 1.5 / 3-hour fire rating standards depending on exit device selection




MEETS ADA STANDARDS

	SATIN CHROME 26D	
Entry (classroom) function	17-ESCU70SC	\$ 279.62
Storeroom function	17-ESCU80SC	\$ 279.62
Passage function	17-ESCU55SC	\$ 216.08
CASE QTY. 8		

**GRADE  
1**

**900 SERIES PUSH BAR EXIT DEVICE – ADA COMPLIANT**

- › Designed for use on wood or hollow metal doors
- › Heavy duty steel construction
- › Fits standard door thickness: Maximum of 2" (51 mm)
- › Dogging capability
- › Rim cylinder for entry function must be ordered separately
- › Complete with 38" (97 cm) standard cross bar
- › 5 year mechanical warranty



MEETS ADA STANDARDS

**EXIT ONLY | BUILDER PACK**

**WHERE NO BUILDING ACCESS IS REQUIRED ON EXTERIOR DOORS**












	ALUMINUM 28	
Right hand reverse opening	17-900ALRR	\$ 325.66
Left hand reverse opening	17-900ALLR	\$ 325.66

**EXTERIOR ACCESS BY KEY & THUMB LATCH ENTRY (CLASSROOM) FUNCTION | BUILDER PACK**  
KEY UNLOCKS THUMB LATCH (cylinder not included)

Right hand reverse opening	17-950ALRR	\$ 346.39
Left hand reverse opening	17-950ALLR	\$ 346.39

CASE QTY. 6

## EXIT HARDWARE ACCESSORIES

		ALUMINUM 28		SATIN STAINLESS STEEL 32D	CASE QTY.
	Vertical surface rod replacement kit for 9700 Series - 8' rod	—		17-97VRTROD8SSS	\$ 115.57 20
	Exit only plate, where no building access required on exterior doors 3-1/2" x 5" (89 mm x 127 mm)	17-EOPAL	\$ 20.36	—	80
	Pull profile with cylinder hole and rim cylinder socket Latch bolt is retracted by key from outside. Cylinder not included, trim mounting plate included (17-PPMTMP) 3-1/2" x 6-1/4" (89 mm x 159 mm)	17-PP05AL	\$ 43.24	—	20
	Lip pull with cylinder hole Latch bolt is retracted by key from outside. Cylinder not included, trim mounting plate included (17-PPMTMP). 1-3/4" x 3" (45 mm x 75 mm)	17-LP01AL	\$ 19.53	—	6
	Trim mounting plate	17-PPMTMP	\$ 4.66	—	20
	Overlap strike for double door applications	17-PS09AL	\$ 33.92	—	100
	Rim cylinder (for use with 9700/8500 series) SC4 'C' keyway - 6 pin WR5 keyway - 6 pin	17-SS800AAL 17-SW800AAL	\$ 57.41 \$ 57.41	—	100
	Rim cylinder (for use with 900 series) SC4 'C' keyway - 6 pin	17-S800AAL	\$ 39.78		
	Mortise cylinder (1-1/8" - 28 mm) (for use with 9700/8500 series) SC4 'C' keyway - 6 pin WR5 keyway - 6 pin	17-DBS61 17-DB61	\$ 45.37 \$ 55.92	—	10
	Standard cam for mortise cylinder (for use with 8500 series)	17-STDCAM	\$ 3.39	—	500
	Adams rite cam for mortise cylinder	17-ARCAM	\$ 3.36	—	10
	Cloverleaf cam for mortise cylinder (for use with 3900 series mortise locks only)	39-CLCAM	\$ 3.11	—	10

**GRADE  
2**
**HINGES**
**4100 SERIES COMMERCIAL 4-1/2" x 4" (114 mm x 102 mm) TEMPLATE BUTT HINGES**

- › 3 pieces (1-1/2 pairs) per set; 1 set packaged per box
- › Includes machine and wood screws
- › For 4" (102 mm) spring hinges (see pg. 59)



A.



B.



C.

SIZE: 4-1/2" x 4" [114 mm x 102 mm]		SATIN NICKEL	SATIN CHROME	SATIN STAINLESS STEEL	GRADE
THICKNESS: 3.4 mm		15	26D	32D	2
A. Plain bearing butt hinges	25-4169N	\$ 27.64	—	—	
B. Ball bearing butt hinges*	25-4172N	\$ 36.57	25-4172DC	\$ 38.36	—
C. Non-removable pin ball bearing butt hinges*	25-4173N	\$ 44.24	25-4173DC	\$ 45.92	25-4173SS \$ 97.57
CASE QTY. 16					

\* Ball bearing hinges must be used in conjunction with a door closer on all fire-rated openings.

**COMMERCIAL/ARCHITECTURAL HARDWARE | PUSH PLATES & DOOR PULLS**

**A. DOOR PULL WITH PUSH PLATE**

- › 0.046" (1.17 mm) gauge aluminum
- › Includes self tapping screws suitable for metal or wood doors


**B. PUSH PLATE**

- › 0.046" (1.17 mm) gauge aluminum
- › 0.038" (0.97 mm) solid brass
- › Includes self tapping screws suitable for metal or wood doors

	SATIN ALUMINUM		POLISHED BRASS 3	CASE QTY.
A. 7" (178 mm) pull with 3.5" x 15" (89 mm x 381 mm) push plate	25-D400715	<b>\$ 53.47</b>	—	20
A. 9" (229 mm) pull with 4" x 16" (102 mm x 406 mm) push plate	25-D400916	<b>\$ 52.89</b>	—	20
B. 4" x 16" (102 mm x 406 mm)	25-D416	<b>\$ 24.74</b>	25-D7316PB	<b>\$ 41.51</b> 50
PKG. CARDED				

**FLOOR & WALL STOPS**

- › Includes screws and expansion shields
- › Rubber bumpers
- › Zinc diecast construction



A. FLOOR STOP



B. ARCHITECTURAL RISER



C. WALL STOP CONVEX



D. WALL STOP CONCAVE

	SATIN NICKEL 15		SATIN CHROME 26D		ALUMINUM	CASE QTY.
A. Floor stops – 1" (25 mm) low profile	25-4609DN	<b>\$ 6.73</b>	25-4609DC	<b>\$ 6.73</b>	—	10
A. Floor stops – 1-3/8" (35 mm) high profile	25-4610DN	<b>\$ 6.99</b>	25-4610DC	<b>\$ 6.99</b>	—	10
B. 1/4" (6 mm) Riser for 25-4609 & 25-4610	—		—		25-4608AL	<b>\$ 4.31</b> 100
C. Wall stops – Convex	25-4611DN	<b>\$ 9.76</b>	25-4611DC	<b>\$ 9.76</b>	—	10
D. Wall stops – Concave	25-4612DN	<b>\$ 8.60</b>	25-4612DC	<b>\$ 8.60</b>	—	10
PKG. POLY BAGGED WITH UPC						

# PARTS & SERVICES



CUSTOM ESCUTCHEON ETCHING WITH BERGEN LEVER & DEADBOLT IN POLISHED CHROME

Taymor has played a pivotal role in the North American hardware industry for more than 65 years. We are proud of our exceptional customer service and stand by our promise of high-performance hardware with some of the industry's best product services and warranties.

## SERVICES

- › Pro/Key Program
- › Custom logo keys
- › Custom escutcheon etching
- › Custom key stamping and cylinder marking

Minimum quantities and lead times apply.  
Please contact Taymor for details.

# PRO/KEY PROGRAM

Keys and key control are integral parts of maintaining building security, whether it's during construction or due to changes in occupancy. At Taymor, we work directly with design and development teams to identify the best keying options for the job. Whether it's a simple keyed alike system operated by one key, through to a multi-level grand master keying system for the most complex of applications. We have extensive experience working on large-scale projects and welcome the opportunity to ensure safe and accurate key control.

## KEYING OPTIONS

- › Keyed Alike (KA)
- › Keyed Different (KD)
- › Master Keying (MK)
- › Grand Master Keying (GMK)
- › Construction Keying (CK)
- › Double Knockout Construction Keying (CKRK)

### OTHER KEYING OPTIONS

- › Combination of Master & Construction Keying
- › Combination of Master & Double Knockout Construction Keying
- › Combination of Grand Master & Construction Keying
- › Combination of Grand Master & Double Knockout Construction Keying
- › Customer Specific Keying Available



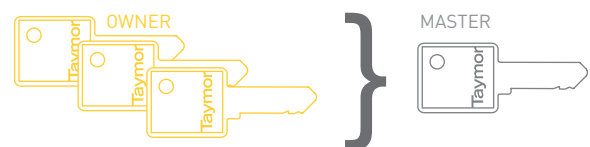
### KEYWAY OPTIONS

- › WR5 5-Pin or SC4 6-Pin Keyway
- Larger systems may require SC4 keyway

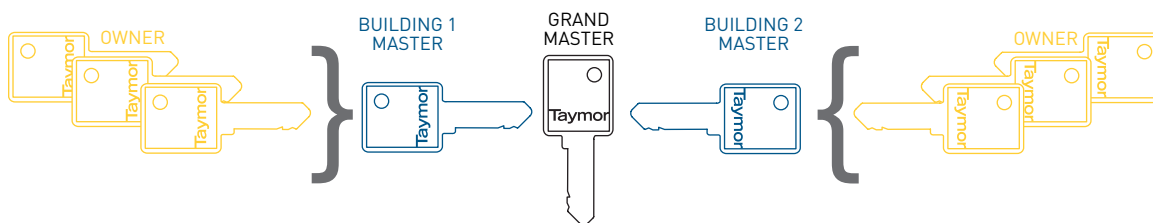
**KEYED ALIKE (KA)** systems are a perfect solution for single-family homes where homeowners may want one key to open multiple locks; for example, the front entrance and the back door.

**KEYED DIFFERENT (KD)** systems are common in multi-family buildings where each suite opens with a unique key.

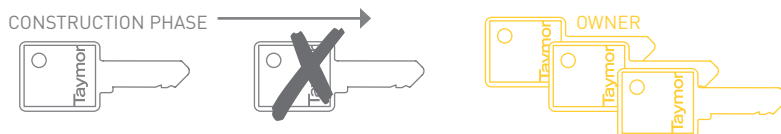
**MASTER KEYING (MK)** systems are common in multi-family, commercial and institutional buildings where multiple levels of building access are required. Individual suites each have a unique key and the master key permits access to all suites for maintenance, and management staff as well as first responders.




**GRAND MASTER KEYING (GMK)** allows the owner or strata responsible for multiple buildings to have one grand master key that operates all locks. Individual suites have a unique key while each building has a master key that permits access to all areas—or to targeted areas—for tenants, maintenance, and management staff as well as first responders.



**CONSTRUCTION KEYING (CK)** allows the contractor of a project full access during the construction period. Once the owner's key is inserted, operation by the initial construction key is permanently disabled.



**DOUBLE KNOCKOUT CONSTRUCTION KEYING (CKRK)** adds a realtor key between the construction key and the owner key, which essentially allows a real estate professional to get temporary access until final handover to the buyer occurs. Once the owner's key is inserted, operation by the realtor key is permanently disabled.





## ESCUTCHEON PLATES


- Decorative enhancement for entry door locks
- Stainless steel material
- Custom logo application available at additional charge

TALK TO YOUR SALES REPRESENTATIVE ABOUT  
CUSTOMIZED GRAPHIC ETCHING FOR YOUR PROJECT

BUILDER PACK	SATIN NICKEL 15		POLISHED CHROME 26		SATIN CHROME 26D	
Square 2 holes - 10"H x 3"W (254 mm x 76 mm) Both holes 2-1/8" (54 mm) DIA., 6" (152 mm) C/C	33-SN602	\$ 42.75	33-PC602	\$ 38.65	33-SC602	\$ 38.65
Square 2 holes - 10"H x 3"W (254 mm x 76 mm) Both holes 2-1/8" (54 mm) DIA., 5-1/2" (140 mm) C/C	33-SN502	\$ 42.75	33-PC502	\$ 38.65	33-SC502	\$ 38.65

CASE QTY. 50

## LATCHES - PREMIER/PROFESSIONAL SERIES®



		POLISHED BRASS 3		MATTE BLACK 19		SATIN STAINLESS STEEL 32D	
A.	6-in-1 adjustable knob deadlatch (entry)	33-PB9080	\$ 31.84	33-BLK9080	\$ 31.84	33-SS9080	\$ 31.84
A.	6-in-1 adjustable lever deadlatch (entry)	33-PB9083	\$ 39.29	33-BLK9083	\$ 39.29	33-SS9083	\$ 39.29
B.	6-in-1 adjustable knob spring latch (privacy/passage)	33-PB9081	\$ 31.84	33-BLK9081	\$ 31.84	33-SS9081	\$ 31.84
B.	6-in-1 adjustable lever spring latch (privacy/passage)	33-PB9082	\$ 39.29	33-BLK9082	\$ 34.38	33-SS9082	\$ 39.29
C.	5" (127 mm) backset square mortise knob or Orleans lever deadlatch (entry)*	—	—	—	—	33-SS9098	\$ 29.41
D.	6-in-1 adjustable deadbolt	33-PB9084	\$ 39.29	33-BLK9084	\$ 39.29	33-SS9084	\$ 39.29
E.	5" (127 mm) backset square mortise deadbolt*	—	—	—	—	33-SS9099	\$ 29.41
F.	6-in-1 fixed handleset spring latch	33-PB9085	\$ 31.84	33-BLK9085	\$ 31.84	33-SS9085	\$ 31.84
	6-in-1 fixed handleset spring latch for London	—	—	30-BLK1085	\$ 35.00	30-SS1085	\$ 35.00
PHOTO N/A	2-in-1 adjustable UL spring latch for interconnected lock (square faceplate)	—	—	—	—	33-LSS3HRLATCHIC	\$ 14.30
PHOTO N/A	2-in-1 adjustable UL deadbolt latch for interconnected lock (square faceplate)	—	—	—	—	33-SS3HRDBLT	\$ 14.30

CASE QTY. 100 \*NOT SUITABLE FOR BARCELONA KNOBSET

## LATCHES - BUILDER SERIES

	POLISHED BRASS 3		SATIN NICKEL 15	
4-in-1 adjustable knob deadlatch (entry)	36-RL451	\$ 5.92	36-RL451SN	\$ 5.92
4-in-1 adjustable lever deadlatch (entry)	—	—	36-RLL451SN	\$ 5.92
4-in-1 adjustable knob spring latch (privacy/passage)	—	—	36-RL450SN	\$ 5.92
4-in-1 adjustable lever spring latch (privacy/passage)	36-RLL450PB	\$ 5.92	36-RLL450SN	\$ 5.92
4-in-1 adjustable deadbolt latch	36-RLD460	\$ 5.92	36-RLD460SN	\$ 5.92

CASE QTY. 20



STRIKES	POLISHED BRASS 3	AGED BRONZE 10B+	MATTE BLACK 19	POLISHED CHROME 26	SATIN STAINLESS STEEL 32D	
A. Strike T-type adjustable tab 1-1/8" x 2-3/4"	33-PB9101	33-ORB9101	—	—	33-SS9101	\$ 4.91
B. Strike square corner full lip adjustable tab 1-3/4" x 2-1/4"	33-PB9102AT	33-ORB9102AT	—	—	33-SS9102AT	\$ 4.91
C. Strike 1/4" radius corner full lip 1-3/4" x 2-1/4"	34-PB9117	—	—	—	—	\$ 6.97
D. Strike 1/4" radius corner full lip adjustable tab 1-3/4" x 2-1/4"	—	—	33-BLK9103AT	—	33-SS9103AT	\$ 4.91
E. Extended lip strike 1/4" radius corner full lip adjustable tab 2-1/4" x 2-1/4"	—	—	33-BLK9105AT	33-PC9105AT	33-SS9105AT	\$ 12.58
	—	—	33-BLK9109	—	—	\$ 14.17
F. ASA Strike 1-1/2" x 4-7/8" x 3/32"	—	—	—	—	33-SS9109	\$ 7.07
	34-PB9109	—	—	—	—	\$ 11.45
G. Strike rectangle square corner deadbolt 1-1/8" x 2-3/4"	33-PB9111	33-ORB9111	—	—	33-SS9111	\$ 4.91
H. Strike rectangle square corner deadbolt 1" x 2-1/4"	33-PB9112	—	—	—	—	\$ 4.91
I. Strike 1/4" radius corner deadbolt 1" x 2-1/4"	33-PB9113	—	—	—	—	\$ 4.91
J. Hi-security strike square corner 1-1/8" x 2-3/4" w/2 3" screws for deadbolt	—	—	—	—	33-SS9335	\$ 12.54
	34-9335	—	—	—	—	\$ 8.47
K. Hi-security strike 1/4" radius corner 1-1/8" x 2-3/4" w/2 3" screws for deadbolt	33-9338	—	33-BLK9338	—	33-SS9338	\$ 12.54



MISCELLANEOUS	POLISHED BRASS 3	AGED BRONZE 10B+	SATIN NICKEL 15	ANTIQUE NICKEL 17A	MATTE BLACK 19	BLACK	POLISHED CHROME 26	SATIN CHROME 26D	SATIN STAINLESS STEEL 32D	
Professional Series® double dummy fastening kit A*	—	33-ORBDDLEVKIT	—	—	—	—	—	—	—	\$ 22.53
Premier double dummy fastening kit B*	—	—	—	—	—	—	—	—	31-SSDDPREMIER	\$ 7.63
3" (76 mm) threaded bolt for double dummy	33-DDBOLT	—	—	—	—	—	—	—	—	\$ 2.70
Combination screw pack for latch/strike	—	33-ORB9406	—	—	—	—	—	—	—	\$ 0.27
Professional Series® screw pack A*	—	—	—	—	—	—	33-9431PC	—	—	\$ 3.11
Premier screw pack B*	—	—	—	—	—	—	33-9441PC	—	—	\$ 3.11
London handleset screw pack	—	—	—	—	30-1023BLK	—	—	—	30-1023SSS	\$ 7.25
Screw pack for single cylinder deadbolt	33-9423	33-9423ORB	—	—	—	—	—	—	33-9423SS	\$ 4.29
Screw pack for Premier Pro deadbolt	—	—	30-160SN	—	30-160BLK	—	30-160PC	30-160SC	30-160SSS	\$ 4.29
Handleset concealed trim washer & plate	33-9342PB	33-9342BRN	—	33-9342AN	33-9342BLK	—	33-9342PC	—	33-9342SS	\$ 3.46
Deadbolt gasket	—	—	—	—	—	33-GASKETDB	—	—	—	\$ 4.02
Handleset gasket	—	—	—	—	—	33-GASKETGRIP	—	—	—	\$ 3.02
A* BRISTOL, HAMPTON, MILLENNIUM, PROVENCE, SEVILLE B* BARCELONA, BERGEN, BRITANNIA, CATANA, CITATION, COPENHAGEN, EQUINOX, ESSEX, HELSINKI, STOCKHOLM, VEGA, WELLS										

2-1/4" (57 mm) DOOR EXTENSION KITS	ASHFORD	CARDIFF	FJORD	STRAIT	MADERA	LONDON	PREMIER LEVER
POLISHED BRASS 3	—	—	—	—	33-WIDMADPB	\$27.09	—
MATTE BLACK 19	33-WIDASHBLK	\$27.09	33-WIDASHCARDBLK	\$27.09	—	—	—
POLISHED CHROME 26	33-WIDASHPC	\$27.09	33-WIDASHCARDPC	\$27.09	33-WIDMADPC	\$27.09	30-ACTUATOR \$26.68 30-LEVEXT \$4.78

HANDLESET ACTUATOR	ASHFORD	CARDIFF	FJORD	STRAIT	MADERA	LONDON	
33-ACTUATORA	—	✓	✓	—	—	—	\$ 27.09
33-ACTUATORB	✓	—	—	✓	✓	—	\$ 27.09
33-ACTUATORC	—	—	—	—	—	✓	\$ 27.09

PROFESSIONAL SERIES® DUMMY HANDLESET KIT		
AGED BRONZE 10B+	33-BL805ORB	\$ 20.93
SATIN NICKEL 15	33-BL805SN	\$ 20.93
ANTIQUE NICKEL 17A	33-BL805AN	\$ 20.93
MATTE BLACK 19	33-BL805BLK	\$ 20.93
POLISHED CHROME 26	33-BL805PC	\$ 20.93
SATIN CHROME 26D	33-BL805SC	\$ 20.93

INSIDE TRIM KIT FOR PREMIER & PROFESSIONAL SERIES® DEADBOLTS & HANDLESET DEADBOLTS		
	SQUARE	ROUND
AGED BRONZE 10+	30-HDB1042BRN \$26.83	30-HDB1044BRN \$24.20
SATIN NICKEL 15	30-HDB1042SN \$24.39	30-HDB1044SN \$22.00
MATTE BLACK 19	30-HDB1042BLK *\$24.39	30-HDB1044BLK *\$22.00
POLISHED CHROME 26	30-HDB1042PC \$24.39	30-HDB1044PC \$22.00
SATIN CHROME 26D	30-HDB1042SC \$24.39	30-HDB1044SC \$22.00
SQUARE ROSE MUST BE ORDERED SEPARATELY FOR LEVER OR KNOB TRIM		
* Price effective July 1, 2017		

LONDON DUMMY HANDLESET KIT				
	ROUND		SQUARE	
AGED BRONZE 10+	30-BL1062BRN	\$ 36.00	30-BL1064BRN	\$ 38.00
SATIN NICKEL 15	30-BL1062SN	\$ 36.00	30-BL1064SN	\$ 38.00
MATTE BLACK 19	30-BL1062BLK	\$ 36.00	30-BL1064BLK	\$ 38.00
POLISHED CHROME 26	30-BL1062PC	\$ 36.00	30-BL1064PC	\$ 38.00
SATIN CHROME 26D	30-BL1062SC	\$ 36.00	30-BL1064SC	\$ 38.00

LATCH LINER FOR 1" - 1-1/8" (25.4 mm - 30 mm)		
BLACK RESIN	33-PL118	\$ 0.72



## KEYING & ACCESSORIES

FUNCTIONS			
<b>Fire can – BUILDER PACK</b> (must be ordered with compatible lock)			
Fire can – for 20 minute fire rating	33-FIRECAN	—	
KEYING OPTIONS			
Keyed alike	33-KA	\$ 5.92	
Keyed different	33-KD	\$ 5.92	
Master keying	33-MSTRKEY	\$ 11.70	
Construction keying	33-CONSKEY	\$ 15.74	
Construction/realtor keying	33-CONSKEY2	\$ 16.23	
Master/construction keying	33-MCKKEY	\$ 15.74	
Master/realtor/construction keying	33-MCKKEY2	\$ 16.23	
Grand master keying	33-GMSTRGMK	\$ 16.49	
Great grand master keying	33-GGMSTRMK	\$ 23.90	
KEY CUTTING CODES			
Cut great grand master key	33-KCGGMK	\$ 5.92	
Cut grand master key	33-KCGMK	\$ 5.92	
Cut master key	33-KCMK	\$ 5.92	
Stamp “DO NOT COPY” to be applied to all master keys	33-DNCKEY	\$ 1.75	
Cut construction key	33-KCCK	\$ 5.92	
Cut sales key	33-KCSA	\$ 5.92	
Cut deficiency key	33-KCDK	\$ 5.92	
Cut tenant access key	33-KCTA	\$ 5.92	
Cut service key	33-KCSER	\$ 5.92	
Cut amenity key	33-KCAM	\$ 5.92	
Cut bike locker key	33-KCBK	\$ 5.92	
Cut caretaker key	33-KCCT	\$ 5.92	
Cut key commercial retail unit	33-KCCRU	\$ 5.92	
Cut elevator key	33-KCEL	\$ 5.92	
Cut electrical key	33-KCELT	\$ 5.92	
Cut garbage key	33-KCGB	\$ 5.92	
Cut gas key	33-KCGA	\$ 5.92	
Cut homeowner keys [2 keys]	33-KCHK	\$ 11.70	
Cut janitor key	33-KCJA	\$ 5.92	
Cut mechanical key	33-KCME	\$ 5.92	
Cut storage/locker key	33-KCST	\$ 5.92	
Cut key use as generic tag with memo as to type	33-KC	\$ 5.92	
Key and/or cylinder face stamping	33-STAMP	\$ 3.89	
KEY BLANKS			
WR	5-PIN (WR5)	6-PIN (WR6)	
Large Taymor key blank	33-KEYWR5	\$ 5.50	—
Silver	33-PB9201	\$ 2.02	—
SC	5-PIN (SC1)	6-PIN (SC4)	
Large Taymor key blank	33-KEYSC1	\$ 5.50	33-KEYSC4 \$ 5.50
Silver	32-SCKB2	\$ 1.67	32-SC4 \$ 1.67
Replacement deadlock cylinders	WR5	WR6	
Polished brass – 3	33-BA1D	\$ 31.46	33-B61D \$ 36.32
Antique brass – 5	33-BA1DAB	\$ 31.46	—
Satin nickel – 15	33-BA1DSN	\$ 31.46	33-B61DSN \$ 31.62
Antique nickel – 17A	33-BA1DAN	\$ 31.46	—
Polished chrome – 26	—	33-B61DPC	\$ 53.88
Satin chrome – 26D	—	33-B61DSC	\$ 53.88
Satin stainless steel – 32D	33-BA1DSS	\$ 31.46	33-B61DSS \$ 31.62
KEYING KITS			
	WR5	SC4	
Keying kit contains assorted pins, springs, circlips & tools needed for servicing	33-KK9302	\$ 334.75	32-TMKIT \$ 339.58

KEYING ACCESSORIES	WR5	SC4	
Universal top pin	33-9820	\$ 14.74	—
Master middle pin #2	33-9802	\$ 14.74	32-9322 \$ 14.94
Master middle pin #3	33-9803	\$ 14.74	32-9323 \$ 14.94
Master middle pin #4	33-9804	\$ 14.74	32-9324 \$ 14.94
Master middle pin #5	33-9805	\$ 14.74	32-9325 \$ 14.94
Master middle pin #6	33-9806	\$ 14.74	32-9326 \$ 14.94
Master middle pin #7	33-9807	\$ 14.74	32-9327 \$ 14.94
Master middle pin #8	33-9808	\$ 14.74	32-9328 \$ 14.94
Bottom pin #0	33-9810	\$ 14.74	32-9310 \$ 14.94
Bottom pin #1	33-9811	\$ 14.74	32-9311 \$ 14.94
Bottom pin #2	33-9812	\$ 14.74	32-9312 \$ 14.94
Bottom pin #3	33-9813	\$ 14.74	32-9313 \$ 14.94
Bottom pin #4	33-9814	\$ 14.74	32-9314 \$ 14.94
Bottom pin #5	33-9815	\$ 14.74	32-9315 \$ 14.94
Bottom pin #6	33-9816	\$ 14.74	32-9316 \$ 14.94
Bottom pin #7	33-9817	\$ 14.74	32-9317 \$ 14.94
Bottom pin #8	33-9818	\$ 14.74	32-9318 \$ 14.94
Bottom pin #9	33-9819	\$ 14.74	32-9319 \$ 14.94
C.K. ball bearing (construction key)	33-9330	\$ 14.74	—
Lockset plug clip	33-9351	\$ 39.44	—
Plug follower	33-9371	\$ 12.61	—
Clip remover	33-9381	\$ 3.91	—
Tumbler spring	33-9341	\$ 24.58	—
Cylinder cap tool 14 tooth – for SC keyways	33-9375	\$ 30.48	—
Cylinder cap tool 12 tooth – for WR keyways	33-9375W	\$ 30.48	—
Universal Cylinder cap tool	33-9375ALL	\$ 27.32	33-9375ALL \$ 27.32



FIRE CAN



WR5 KEYS



SC4 KEYS



LARGE TAYMOR KEY BLANK



KEYING KIT

SATIN CHROME  
26DSATIN STAINLESS STEEL  
32D**ASA STRIKE**

1-1/2" x 4-7/8" x 3/32" [38 mm x 124 mm x 2.5 mm]

—

—

33-SS9109

**\$ 7.07**

"T" STRIKE – 1-1/8" x 2-3/4" [28.5 mm x 70 mm]

—

—

33-SS9101

**\$ 4.91****SQUARE CORNER DEADBOLT STRIKE**

1-1/8" x 2-3/4" [28.5 mm x 70 mm]

—

—

33-SS9111

**\$ 4.91****EXTENSION LINK for grade 2 – 3 hour fire rated locks & levers**

35mm – for 3-3/4" [95 mm] backset | Citadel &amp; York trim

32-LE3595

**\$ 23.42**

—

—

57mm – for 5" [127 mm] backset | Citadel &amp; York trim

32-LE57127

**\$ 26.33**

—

—

57mm – for 5" [127 mm] backset | Duke trim

32-LE127

**\$ 19.35**

—

—

**KEYING KIT for "C" series locksets**

32-TMKIT

**\$ 339.58**

—

—

**KEY BLANK**

5 pin SC1 keyway

32-SCKB2

**\$ 1.67**

—

—

6 pin SC4 keyway

32-SC4

**\$ 1.67**

—

—

**KEYING ACCESSORIES**

Master middle pin #2\*

32-9322

**\$ 14.94**

—

—

Master middle pin #3\*

32-9323

**\$ 14.94**

—

—

Master middle pin #4\*

32-9324

**\$ 14.94**

—

—

Master middle pin #5\*

32-9325

**\$ 14.94**

—

—

Master middle pin #6\*

32-9326

**\$ 14.94**

—

—

Master middle pin #7\*

32-9327

**\$ 14.94**

—

—

Master middle pin #8\*

32-9328

**\$ 14.94**

—

—

Bottom pin #0\*

32-9310

**\$ 14.94**

—

—

Bottom pin #1\*

32-9311

**\$ 14.94**

—

—

Bottom pin #2\*

32-9312

**\$ 14.94**

—

—

Bottom pin #3\*

32-9313

**\$ 14.94**

—

—

Bottom pin #4\*

32-9314

**\$ 14.94**

—

—

Bottom pin #5\*

32-9315

**\$ 14.94**

—

—

Bottom pin #6\*

32-9316

**\$ 14.94**

—

—

Bottom pin #7\*

32-9317

**\$ 14.94**

—

—

Bottom pin #8\*

32-9318

**\$ 14.94**

—

—

Bottom pin #9\*

32-9319

**\$ 14.94**

—

—

Plug follower – SC4

33-9371

**\$ 12.61**

—

—

**\*BAGS OF 100****3/4" [19 mm] BACKSET LATCHES FOR KNIGHT, YORK & CITADEL**

Grade 1 – c-UL rated – 3/4" [19 mm] projection, 1-1/8" x 2-1/4" [28 mm x 57 mm] latch face [Required for fire rated double doors]

—

—

32-SSDBLDRLATCH

**\$ 182.74****LATCHES FOR KNIGHT, YORK & CITADEL**

2-3/4" [70 mm] entry/keyed model

1-1/8" x 2-1/4" [28 mm x 57 mm] latch face, non-kick off

—

—

32-SS9060

**\$ 36.89**

2-3/8" [60mm] entry/keyed model

1" x 2-1/4" [25 mm x 57 mm] latch face, non-kick off

—

—

32-SS9061

**\$ 35.19**

2-3/8" [60mm] for privacy models

1" x 2-1/4" [25 mm x 57 mm] latch face, kick off

—

—

32-SS9064

**\$ 37.17**

2-3/4" [70mm] for passage models

1-1/8" x 2-1/4" [28 mm x 57 mm] latch face, non-kick off

—

—

32-SS9065

**\$ 36.89**

2-3/8" [60mm] for passage models

1" x 2-1/4" [25 mm x 57 mm] latch face, non-kick off

—

—

32-SS9066

**\$ 37.13****LATCHES FOR DUKE & EXCALIBUR**

2-3/8" [60 mm] entry/keyed model

1" x 2-1/4" [25 mm x 57 mm] latch face, non-kick off

—

32-ELR79

**\$ 36.55**

—

2-3/4" [70 mm] for privacy/passage models

1-1/8" x 2-1/4" [28 mm x 57 mm] latch face, kick off

—

32-PLR794

**\$ 36.01**

—

2-3/8" [60 mm] for privacy/passage models

1" x 2-1/4" [25 mm x 57 mm] latch face, kick off

—

32-PLR79

**\$ 36.39**

—

**LATCHES FOR DEADBOLTS (UL/c-UL 3 hour)**

2-3/8" square mortise latch [for grade 1 deadbolts]

—

32-DBT80

**\$ 50.49**

—

2-3/4" square mortise latch [for grade 1 deadbolts]

—

32-DBT804

**\$ 50.49**

—

2-in-1 square mortise latch [for grade 2 single cylinder deadbolts]

—

33-SS3HRDBLT

**\$ 14.30**

—

**REPLACEMENT CYLINDERS**

SC4 – 6 pin for cylindrical levers, knobs &amp; deadbolts

32-KRSCYL6

**\$ 44.33**

—

—

SC4 – 6 pin for grade 1 deadbolts

32-DRSCYL6

**\$ 80.53**

—

—

WR5 – 5 pin

32-KRWCYL5

**\$ 44.33**

—

—

# HANDLESET CUSTOMIZATION

Customize the styling of any Taymor Premier or Professional Series® handleset with deadbolt, lever or knob interior trim options, a matching square or round decorative rose, and multiple finishes to match your other Taymor locks or home décor.

**PLEASE NOTE:** The Ashford handleset shown below is for illustrative purposes only.

## CUSTOMIZATION TIPS

- Explore the catalogue to see all Premier and Professional Series® inside trim options
- Coordinate the deadbolt interior trim with the decorative rose style (square or round)
- Match all interior trim finishes for a streamlined look

**OPTION 1** Change the Professional Series® deadbolt interior trim finish.

←or→ Upgrade to the Premier Pro deadbolt interior trim, select a square or round version.

**PROFESSIONAL SERIES® DEADBOLT INTERIOR TRIM**

ROUND		
POLISHED BRASS 3	33-HDBPB	\$ 20.79
AGED BRONZE 10B+	33-HDBORB	\$ 28.58
SATIN NICKEL 15	33-HDBSN	\$ 25.98
ANTIQUE NICKEL 17A	33-HDBAN	\$ 25.98
MATTE BLACK 19	33-HDBBLK	*\$ 25.98
POLISHED CHROME 26	33-HDBPC	\$ 25.98
SATIN CHROME 26D	33-HDBDC	\$ 25.98
SATIN STAINLESS STEEL 32D	33-HDBSS	\$ 20.79

COMPATIBLE WITH PROFESSIONAL SERIES® HANDLESETS ONLY

\* Price effective July 1, 2017

**PREMIER PRO DEADBOLT INTERIOR TRIM**

SQUARE		ROUND	
AGED BRONZE 10+	30-HDB1042BRN	\$ 26.83	30-HDB1044BRN \$ 24.20
SATIN NICKEL 15	30-HDB1042SN	\$ 24.39	30-HDB1044SN \$ 22.00
MATTE BLACK 19	30-HDB1042BLK	*\$ 24.39	30-HDB1044BLK *\$ 22.00
POLISHED CHROME 26	30-HDB1042PC	\$ 24.39	30-HDB1044PC \$ 22.00
SATIN CHROME 26D	30-HDB1042SC	\$ 24.39	30-HDB1044SC \$ 22.00

COMPATIBLE WITH PREMIER & PROFESSIONAL SERIES® HANDLESETS WHEN INSTALLED ON 1-3/4" (45 mm) THICK DOORS

\* Price effective July 1, 2017

**OPTION 2** Change the Manchester interior trim to a Professional Series® knob or lever of your choice.

**PLEASE NOTE:** Explore the catalogue to see all inside trim options.

←or→ Upgrade to a Premier knob or lever design.

**NOTE:** Professional Series® interior trim options do not work with Premier handlesets.

eg. CLASSIC KNOB  
pg. 42

eg. MILLENNIUM LEVER  
pg. 40

eg. BARCELONA KNOB  
pg. 27

eg. VEGA LEVER  
pg. 25

**OPTION 3** Change the decorative rose from round to square if you upgrade to a Premier interior trim. Consider coordinating with the deadbolt style and finish.

**SQUARE CONTEMPORARY ROSE KIT**

INSIDE TRIM		
AGED BRONZE 10B+	30-SQR0044BRN	\$ 7.24
SATIN NICKEL 15	30-SQR0044SN	\$ 5.43
MATTE BLACK 19	30-SQR0044BLK	*\$ 5.43
POLISHED CHROME 26	30-SQR0044PC	\$ 5.43
SATIN CHROME 26D	30-SQR0044SC	\$ 5.43

\* Price effective July 1, 2017

## HANDLESET CONCEALED TRIM WASHER & PLATE INSIDE TRIM

POLISHED BRASS 3	33-9342PB	\$ 3.46
AGED BRONZE 10B+	33-9342BRN	\$ 3.46
ANTIQUE NICKEL 17A	33-9342AN	\$ 3.46
MATTE BLACK 19	33-9342BLK	\$ 3.46
POLISHED CHROME 26	33-9342PC	\$ 3.46
SATIN STAINLESS STEEL 32D	33-9342SS	\$ 3.46



## CHANGING INTERIOR TRIM FINISH?

SELECT SCREW COVER IN MATCHING FINISH.

# FINISH GUIDES

## RESIDENTIAL LOCKS

T

Premier

	POLISHED BRASS 3	ANTIQUE BRASS 5	AGED BRONZE 10B+	SATIN NICKEL 15	ANTIQUE NICKEL 17A	MATTE BLACK 19	POLISHED CHROME 26	SATIN CHROME 26D	SATIN STAINLESS STEEL 32D	CASE QTY.
London handleset	—	—	—	✓	—	✓	✓	✓	—	4
Catana lever	—	—	—	✓	—	—	✓	—	—	20
Vega lever (square rose)	—	—	—	✓	—	✓	✓	✓	—	20
Vega lever (round rose)	—	—	—	✓	—	✓	✓	✓	—	20
Stockholm lever	—	—	—	✓	—	—	✓	✓	—	20
Bergen lever	—	—	—	✓	—	✓	✓	✓	—	20
Equinox lever (square rose)	—	—	✓	✓	—	—	✓	✓	—	20
Equinox lever (round rose)	—	—	✓	✓	—	—	✓	✓	—	20
Helsinki lever	—	—	—	✓	—	—	✓	✓	—	20
Essex lever	—	—	—	✓	—	—	—	✓	—	20
Copenhagen lever	—	—	✓	✓	—	—	✓	✓	—	20
Citation lever	—	—	—	✓	—	—	—	✓	—	20
Wells lever	—	—	✓	✓	—	—	✓	—	—	20
Britannia lever	—	—	✓	✓	—	—	✓	✓	—	20
Barcelona knob	—	—	—	✓	—	✓	✓	—	—	20
Deadbolts	—	—	✓	✓	—	✓	✓	✓	—	4/9

✓AVAILABLE

### PROFESSIONAL SERIES®

	POLISHED BRASS 3	AGED BRONZE 10B+	SATIN NICKEL 15	ANTIQUE NICKEL 17A	MATTE BLACK 19	POLISHED CHROME 26	SATIN CHROME 26D	SATIN STAINLESS STEEL 32D	CASE QTY.
Strait handleset	—	—	✓	—	—	✓	✓	—	6
Fjord handleset	—	—	✓	—	—	✓	✓	—	6
Ashford handleset	—	✓	✓	✓	✓	—	—	—	6
Cardiff handleset	—	✓	✓	✓	—	—	—	—	6
Madera handleset	✓	✓	✓	✓	✓	—	✓	—	6
Millenium lever	—	—	✓	—	—	✓	✓	—	20
Seville lever	—	✓	✓	✓	—	—	—	✓	20
Hampton lever	✓	—	—	—	—	—	—	✓	20
Provence lever	✓	✓	✓	✓	✓	—	✓	—	20
Bristol lever	✓	✓	✓	✓	✓	—	✓	—	20
Capri dome knob	—	—	—	—	✓	—	—	—	20
Manchester dome knob	—	✓	✓	✓	—	—	—	—	20
Villa ball knob	✓	✓	✓	✓	—	—	✓	✓	20
Coventry oval knob	—	✓	✓	—	—	—	✓	—	20
Professional Series® Deadbolt	✓	✓	✓	✓	✓	✓	✓	✓	20

✓AVAILABLE



DIXON 8" WIDESPREAD FAUCET & QUBE BATH COLLECTION IN POLISHED CHROME

# Taymor®

B A T H   H A R D W A R E  
&   F A U C E T S

bath collections, bath accents, bath safety & faucets

# BATH COLLECTIONS

STYLE SYMBOLS



LUX TOWEL BAR & TOWEL RING IN POLISHED CHROME



## THE COLLECTIONS

It's all in the details. Taymor signature bath hardware helps you easily customize the look and feel of your bathroom with matching elements to fit your space and your lifestyle. Every detail in our collections is crafted with a clean, modern sensibility to suit any home décor style.



ZURICH TOWEL BAR IN POLISHED CHROME



## FINISHING TOUCH

High quality finish options.



MATTE  
BLACK



SATIN  
NICKEL



AGED  
BRONZE



POLISHED  
CHROME



OIL RUBBED  
BRONZE



ALLUSION BATH COLLECTION IN MATTE BLACK

## ALLUSION NEW!




ALLUSION BATHWARE   BUILDER PACK	MATTE BLACK 19		POLISHED CHROME 26		CASE QTY
A. TOWEL BAR - 18"	04-32518BLK	\$ 82.99	04-32518	\$ 75.45	10
TOWEL BAR - 24"	04-32524BLK	\$ 87.97	04-32524	\$ 79.97	10
B. SINGLE ROBE HOOK	04-32501BLK	\$ 38.18	04-32501	\$ 34.71	10
C. HAND TOWEL BAR	04-32510BLK	\$ 61.41	04-32510	\$ 55.83	10
D. PAPER HOLDER	04-32548BLK	\$ 54.59	04-32548	\$ 49.63	10



ASTRAL BATH COLLECTION IN MATTE BLACK

## ASTRAL



ASTRAL BATHWARE   RETAIL PACK		SATIN NICKEL 15		MATTE BLACK 19		POLISHED CHROME 26		CASE QTY
A. TOWEL BAR - 18"	-	-	-	02-D2818	\$ 67.13	-	-	4
TOWEL BAR - 24"	-	-	-	02-D2824	\$ 74.59	-	-	4
TOWEL BAR - 30"	-	-	-	02-D2830	\$ 85.78	-	-	4
B. DOUBLE TOWEL BAR 24"	-	-	-	02-D2824D	\$117.95	-	-	4
C. SINGLE ROBE HOOK	-	-	-	02-D2801	\$ 32.51	-	-	4
D. PAPER HOLDER	-	-	-	02-D2848	\$ 48.51	-	-	4
E. PAPER/TOWEL HOLDER	-	-	-	02-D2838	\$ 48.51	-	-	4
F. TOWEL RING	-	-	-	02-D2804A	\$ 53.18	-	-	4
ASTRAL BATHWARE   BUILDER PACK		SATIN NICKEL 15		MATTE BLACK 19		POLISHED CHROME 26		CASE QTY
A. TOWEL BAR - 10"	-	-	-	04-2810BLK	\$ 70.22	-	-	10
TOWEL BAR - 18"	04-SN2818	\$ 76.33	04-2818BLK	\$ 76.33	04-2818	\$ 67.13	-	10
TOWEL BAR - 24"	04-SN2824	\$ 84.81	04-2824BLK	\$ 84.51	04-2824	\$ 74.59	-	10
C. SINGLE ROBE HOOK	04-SN2801	\$ 36.96	04-2801BLK	\$ 36.96	04-2801	\$ 32.51	-	10
D. PAPER HOLDER	04-SN2848	\$ 48.65	04-2848BLK	\$ 48.65	04-2848	\$ 48.51	-	10
E. PAPER/TOWEL HOLDER	-	-	04-2838BLK	\$ 48.65	-	-	-	-
F. TOWEL RING	04-SN2804A	\$ 56.41	-	-	04-2804A	\$ 53.18	-	-

## ELECTRA



## ELECTRA BATHWARE | RETAIL PACK

	SATIN NICKEL 15	POLISHED CHROME 26	CASE QTY
A. TOWEL BAR - 18"	02-D2118SN <b>\$125.23</b>	-	4
TOWEL BAR - 24"	02-D2124SN <b>\$139.14</b>	-	4
TOWEL BAR - 30"	-	-	4
B. SINGLE ROBE HOOK	02-D2101SN <b>\$ 38.26</b>	-	4
C. PAPER HOLDER	02-D2148SN <b>\$ 70.69</b>	-	4
D. VERTICAL PAPER HOLDER	02-D2158SN <b>\$ 70.69</b>	-	4
E. TOWEL RING	02-D2104SN <b>\$ 61.91</b>	-	4

## ELECTRA BATHWARE | BUILDER PACK

A. TOWEL BAR - 18"	-	04-2118 <b>\$112.77</b>	10
TOWEL BAR - 24"	-	04-2124 <b>\$125.29</b>	10
TOWEL BAR - 30"	-	04-2130 <b>\$144.10</b>	10
B. SINGLE ROBE HOOK	-	04-2101 <b>\$ 32.50</b>	10
C. PAPER HOLDER	-	04-2148 <b>\$ 66.96</b>	10
D. VERTICAL PAPER HOLDER	-	04-2158 <b>\$ 66.96</b>	10
E. TOWEL RING	-	04-2104 <b>\$ 49.48</b>	10

## QUBE



## QUBE BATHWARE | RETAIL PACK

	POLISHED CHROME 26	CASE QTY
A. TOWEL BAR - 18"	02-D2318 <b>\$ 72.03</b>	4
TOWEL BAR - 24"	02-D2324 <b>\$ 80.02</b>	4
TOWEL BAR - 30"	02-D2330 <b>\$ 92.03</b>	4
B. SINGLE ROBE HOOK	02-D2301 <b>\$ 26.12</b>	4
C. PAPER/TOWEL HOLDER	02-D2348 <b>\$ 43.98</b>	4
D. TOWEL RING	02-D2304 <b>\$ 50.32</b>	4

## ULTRA



## ULTRA BATHWARE | BUILDER PACK

	POLISHED CHROME 26	CASE QTY
A. TOWEL BAR - 18"	04-1718 \$ 69.47	10
TOWEL BAR - 24"	04-1724 \$ 75.86	10
B. SINGLE ROBE HOOK	04-1701 \$ 25.50	10
C. PAPER/TOWEL HOLDER	04-1748 \$ 47.62	10
D. TOWEL RING	04-1704 \$ 52.99	10

## ULTRA BATHSETS

4 PC. BATHSET   24" TOWEL BAR, SINGLE ROBE HOOK, PAPER/TOWEL HOLDER, TOWEL RING   BUILDER PACK	01-NC1760 \$123.95	10
4 PC. BATHSET   24" TOWEL BAR, SINGLE ROBE HOOK, PAPER/TOWEL HOLDER, TOWEL RING   RETAIL PACK	02-D1760 \$127.86	3

## NAPLES



## NAPLES BATHWARE | RETAIL PACK

	SATIN NICKEL 15	POLISHED CHROME 26	CASE QTY
A. TOWEL BAR - 18"	02-D5518SN \$ 81.79	02-D5518 \$ 71.13	4
TOWEL BAR - 24"	02-D5524SN \$ 90.89	02-D5524 \$ 79.03	4
B. SINGLE ROBE HOOK	02-D5501SN \$ 38.27	02-D5501 \$ 33.28	4
C. PAPER HOLDER	02-D5548SN \$ 57.24	02-D5548 \$ 49.77	4
D. TOWEL RING	02-D5504SN \$ 58.77	02-D5504 \$ 51.11	4

## ROBSON



## ROBSON BATHSET | BUILDER PACK

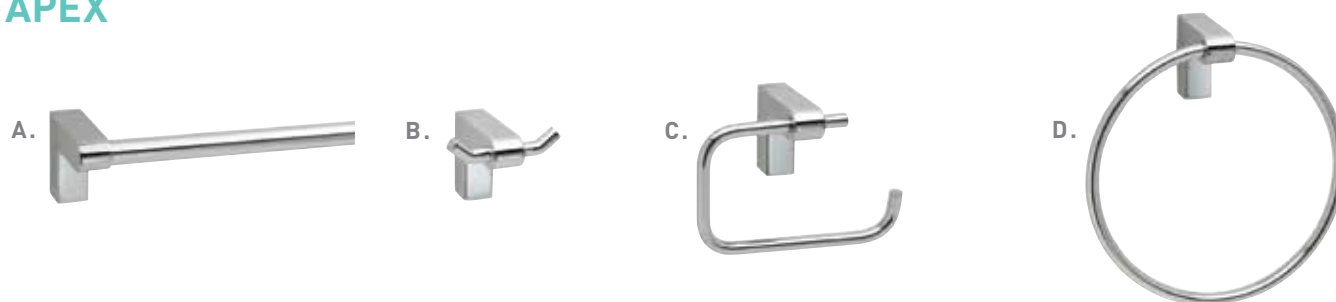
	POLISHED CHROME 26	CASE QTY
4 PIECE BATH SET   24" TOWEL BAR, SINGLE ROBE HOOK, PAPER/TOWEL HOLDER, TOWEL RING	01-NC30950 \$135.71	10

## WAVE



WAVE BATHWARE   RETAIL PACK	POLISHED CHROME 26	CASE QTY
A. TOWEL BAR - 18"	02-D20518 \$ 80.33	4
TOWEL BAR - 24"	02-D20524 \$ 89.25	4
TOWEL BAR - 30"	02-D20530 \$102.64	4
B. HAND TOWEL BAR - 9"	02-D20509 \$ 56.82	4
C. DOUBLE ROBE HOOK	02-D20502 \$ 27.19	4
D. PAPER HOLDER	02-D20548 \$ 53.50	4

## APEX



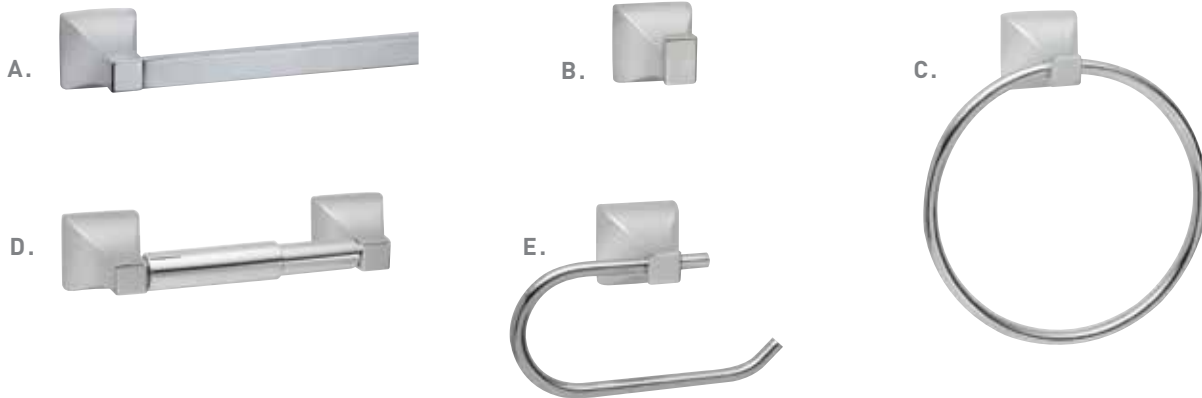
APEX BATHWARE   RETAIL PACK	POLISHED CHROME 26	CASE QTY
A. TOWEL BAR - 18"	02-D17418 \$ 85.44	4
TOWEL BAR - 24"	02-D17424 \$ 94.93	4
B. DOUBLE ROBE HOOK	02-D17402 \$ 30.44	4
C. PAPER/TOWEL HOLDER	02-D17448 \$ 60.63	4
D. TOWEL RING	02-D17404 \$ 60.51	4

## ZURICH



ZURICH BATHWARE   BUILDER PACK	POLISHED CHROME 26	CASE QTY
A. TOWEL BAR - 18"	04-20618 \$143.32	10
TOWEL BAR - 24"	04-20624 \$159.24	10
B. SINGLE ROBE HOOK	04-20601 \$ 33.97	10
C. PAPER HOLDER	04-20608 \$107.59	10
D. HAND TOWEL BAR - 8"	04-20688 \$ 75.34	10


## DIXON



## DIXON BATHWARE | RETAIL PACK

	POLISHED CHROME 26	CASE QTY
A. TOWEL BAR - 18"	02-D30618 \$ 58.16	4
TOWEL BAR - 24"	02-D30624 \$ 64.62	4
B. SINGLE ROBE HOOK	02-D30601 \$ 24.72	4
C. TOWEL RING	02-D30604 \$ 36.59	4
D. PAPER HOLDER	02-D30608 \$ 47.59	4
E. PAPER/TOWEL HOLDER	02-D30648 \$ 43.10	4


## SOPHIA



## SOPHIA BATHWARE | RETAIL PACK

	POLISHED CHROME 26	CASE QTY
A. TOWEL BAR - 18"	02-D29618 \$61.00	4
TOWEL BAR - 24"	02-D29624 \$64.00	4
B. SINGLE ROBE HOOK	02-D29601 \$31.00	4
C. TOWEL RING	02-D29604 \$42.00	4
D. PAPER/TOWEL HOLDER	02-D29648 \$41.00	4
E. GLASS SHELF 20" x 4-5/8"	02-D29613 \$78.00	4


## LUND



## LUND BATHWARE | BUILDER PACK

	POLISHED CHROME 26	CASE QTY
A. TOWEL BAR - 18"	04-20818 \$ 74.28	10
TOWEL BAR - 24"	04-20824 \$ 82.53	10
B. DOUBLE ROBE HOOK	04-20802 \$ 33.58	10
C. VERTICAL PAPER HOLDER	04-20858 \$ 52.80	10
D. PAPER/TOWEL HOLDER	04-20838 \$ 52.80	10
E. TOWEL RING	04-20804 \$ 47.56	10

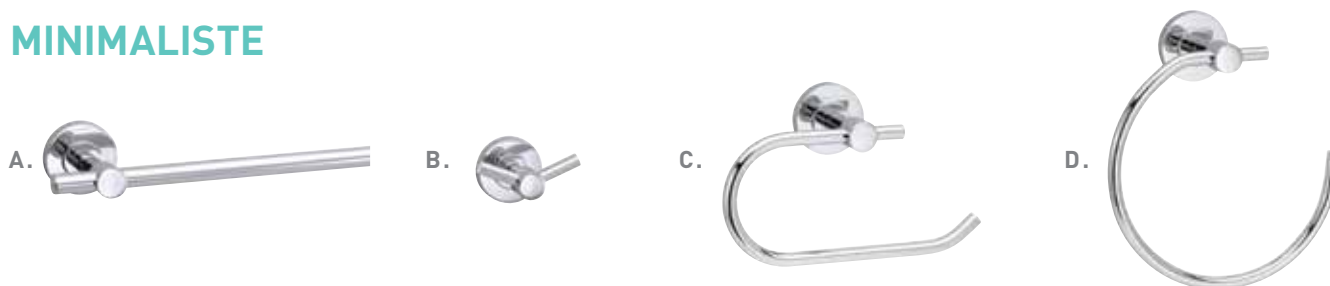
## LUX



## LUX BATHWARE | BUILDER PACK

	POLISHED CHROME 26	CASE QTY
A. TOWEL BAR - 18"	04-1318 \$138.67	10
TOWEL BAR - 24"	04-1324 \$154.08	10
TOWEL BAR - 30"	04-1330 \$177.20	10
B. DOUBLE ROBE HOOK	04-1302 \$ 50.87	10
C. PAPER HOLDER	04-1348 \$ 75.60	10
D. TOWEL RING	04-1304 \$ 83.64	10

## MINIMALISTE



## MINIMALISTE BATHWARE | RETAIL PACK

	BRUSHED NICKEL 15	POLISHED CHROME 26	CASE QTY
A. TOWEL BAR - 18"	02-D12718BN \$112.91	02-D12718 \$ 96.77	4
TOWEL BAR - 24"	02-D12724BN \$118.66	02-D12724 \$107.52	4
B. DOUBLE ROBE HOOK	02-D12702BN \$ 43.58	02-D12702 \$ 39.00	4
C. PAPER/TOWEL HOLDER	02-D12748BN \$ 71.18	02-D12748 \$ 63.39	4
D. TOWEL RING	02-D12704BN \$ 76.26	02-D12704 \$ 67.70	4



## ODYSSEY



## ODYSSEY BATHWARE | RETAIL PACK

A. TOWEL BAR - 24"

TOWEL BAR - 30"

B. DOUBLE ROBE HOOK

C. PAPER/TOWEL HOLDER

D. TOWEL RING

POLISHED CHROME 26

CASE QTY

02-D2418 \$ 50.12 4

02-D2424 \$ 55.65 4

02-D2402 \$ 21.47 4

02-D2448 \$ 37.45 4

02-D2404 \$ 40.52 4

## COSMOS



## COSMOS BATHWARE | RETAIL PACK

A. TOWEL BAR - 18"

TOWEL BAR - 24"

B. SINGLE ROBE HOOK

C. PAPER HOLDER

D. TOWEL RING

POLISHED CHROME 26

CASE QTY

02-D2918 \$ 52.82 4


02-D2924 \$ 58.69 4

02-D2901 \$ 19.63 4

02-D2948 \$ 35.00 4

02-D2904 \$ 41.84 4

## BRENTWOOD




## BRENTWOOD BATHWARE | RETAIL PACK

	OIL RUBBED BRONZE 10B	CASE QTY
A. TOWEL BAR - 18"	02-D6218BRN \$ 77.60	4
TOWEL BAR - 24"	02-D6224BRN \$ 86.23	4
TOWEL BAR - 30"	02-D6230BRN \$ 99.16	4
B. DOUBLE TOWEL BAR - 24"	02-D6224DBRN \$ 95.48	4
C. DOUBLE ROBE HOOK	02-D6202BRN \$ 28.21	4
D. PAPER HOLDER	02-D6208BRN \$ 56.78	4
E. PAPER/TOWEL HOLDER	02-D6248BRN \$ 50.89	4
F. TOWEL RING	02-D6204BRN \$ 48.51	4

## BRENTWOOD BATHSET | RETAIL PACK

3 PC. BATHSET   24" TOWEL BAR, DOUBLE ROBE HOOK, PAPER HOLDER	02-D6260BRN \$109.59	3
---	----------------------	---


## CROFTON



## CROFTON BATHWARE | RETAIL PACK

	AGED BRONZE 10B+	CASE QTY
A. TOWEL BAR - 18"	02-D7418ORB \$ 77.92	4
TOWEL BAR - 24"	02-D7424ORB \$ 85.46	4
B. DOUBLE ROBE HOOK	02-D7402ORB \$ 31.18	4
C. PAPER/TOWEL HOLDER	02-D7448ORB \$ 55.27	4
D. TOWEL RING	02-D7404ORB \$ 52.30	4

## ORION



## ORION BATHWARE | RETAIL PACK

	SATIN NICKEL 15		POLISHED CHROME 26		CASE QTY
A. TOWEL BAR - 18"	02-D6018SN	\$ 47.92	02-D6018	\$ 41.68	4
TOWEL BAR - 24"	02-D6024SN	\$ 53.26	02-D6024	\$ 46.30	4
TOWEL BAR - 30"	02-D6030SN	\$ 61.24	02-D6030	\$ 53.26	4
B. DOUBLE TOWEL BAR - 24"	02-D6024DSN	\$ 85.55	02-D6024D	\$ 74.38	4
C. DOUBLE ROBE HOOK	02-D6002SN	\$ 21.21	02-D6002	\$ 18.45	4
D. PAPER HOLDER	02-D6008SN	\$ 47.14	02-D6008	\$ 40.99	4
E. PAPER/TOWEL HOLDER	02-D6048SN	\$ 47.14	02-D6048	\$ 40.99	4
F. TOWEL RING	02-D6004SN	\$ 36.23	02-D6004	\$ 31.51	4

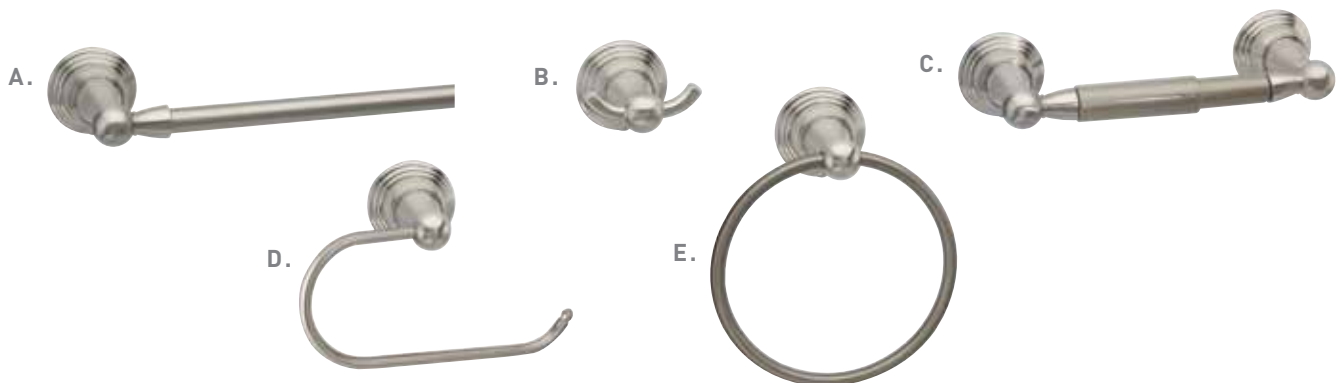
## ORION BATHWARE | BUILDER PACK

A. TOWEL BAR - 18"	04-6018SN	\$ 47.92	04-6018	\$ 41.68	10
TOWEL BAR - 24"	04-6024SN	\$ 53.26	04-6024	\$ 46.30	10
TOWEL BAR - 30"	04-6030SN	\$ 61.24	04-6030	\$ 53.26	10
C. DOUBLE ROBE HOOK	04-6002SN	\$ 21.21	04-6002	\$ 18.45	10
D. PAPER HOLDER	04-6008SN	\$ 47.14	04-6008	\$ 40.99	10
E. PAPER/TOWEL HOLDER	04-6048SN	\$ 47.14	04-6048	\$ 40.99	10
F. TOWEL RING	04-6004SN	\$ 36.23	04-6004	\$ 31.51	10

## ORION BATHSETS

4 PC. BATHSET   24" TOWEL BAR, DOUBLE ROBE HOOK, PAPER HOLDER, TOWEL RING   BUILDER PACK	01-NC6050SN	\$ 96.08	01-NC6050	\$ 89.57	10
4 PC. BATHSET   24" TOWEL BAR, DOUBLE ROBE HOOK, PAPER HOLDER, TOWEL RING   RETAIL PACK	02-D6050SN	\$ 98.64	02-D6050	\$ 92.10	3

## BELCARRA



## BELCARRA BATHWARE | RETAIL PACK

	SATIN NICKEL 15				CASE QTY
A. TOWEL BAR - 18"	02-D30718SN	\$ 51.30			4
TOWEL BAR - 24"	02-D30724SN	\$ 57.00			4
B. DOUBLE ROBE HOOK	02-D30702SN	\$ 25.21			4
C. PAPER HOLDER	02-D30708SN	\$ 41.24			4
D. PAPER/TOWEL HOLDER	02-D30748SN	\$ 38.68			4
E. TOWEL RING	02-D30704SN	\$ 35.31			4

# BASICS BATH HARDWARE

## BACK TO BASICS

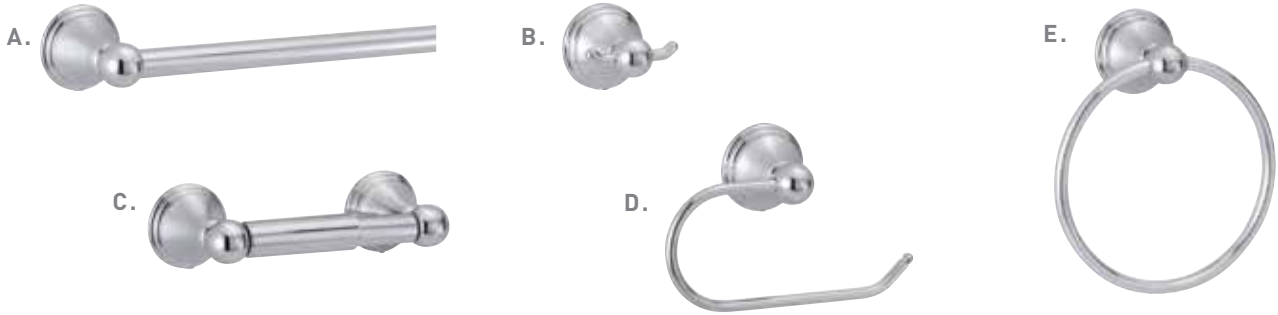


YATES BATH HARDWARE IN POLISHED CHROME

Our Basics bath hardware assortment delivers excellent value. Essential products combined with smart prices, allow this versatile line to find its place in any bathroom.



YATES BATHWARE   RETAIL PACK		POLISHED CHROME 26	CASE QTY
A. TOWEL BAR - 18"		02-D20418	\$36.19 4
TOWEL BAR - 24"		02-D20424	\$40.21 4
B. DOUBLE ROBE HOOK		02-D20402	\$16.12 4
C. PAPER HOLDER		02-D20408	\$34.72 4
D. PAPER/TOWEL HOLDER		02-D20448	\$25.22 4
E. TOWEL RING		02-D20404	\$26.06 4
YATES BATHSETS			
4 PC. BATHSET   24" TOWEL BAR, DOUBLE ROBE HOOK, PAPER/TOWEL HOLDER, TOWEL RING   BUILDER PACK		01-NC20450	\$89.57 10
4 PC. BATHSET   24" TOWEL BAR, DOUBLE ROBE HOOK, PAPER/TOWEL HOLDER, TOWEL RING   RETAIL PACK		02-D20450	\$93.96 3




**FLORENCE BATHWARE** | RETAIL PACK

	POLISHED CHROME 26	CASE QTY
A. TOWEL BAR - 18"	02-D7318 <b>\$36.68</b>	4
TOWEL BAR - 24"	02-D7324 <b>\$40.76</b>	4
TOWEL BAR - 30"	02-D7330 <b>\$46.87</b>	4
B. DOUBLE ROBE HOOK	02-D7302 <b>\$14.81</b>	4
C. PAPER HOLDER	02-D7308 <b>\$31.07</b>	4
D. PAPER/TOWEL HOLDER	02-D7348 <b>\$32.83</b>	4
E. TOWEL RING	02-D7304 <b>\$26.50</b>	4

**FLORENCE BATHSET** | RETAIL PACK

4 PC. BATHSET   24" TOWEL BAR, DOUBLE ROBE HOOK, PAPER HOLDER, TOWEL RING	02-D7350 <b>\$60.31</b>	3
---	-------------------------	---



**INFINITY BATHWARE** | RETAIL PACK

	SATIN NICKEL 15	POLISHED CHROME 26	CASE QTY
A. TOWEL BAR - 18"	02-D8418SN <b>\$38.93</b>	02-D8418 <b>\$33.85</b>	4
TOWEL BAR - 24"	02-D8424SN <b>\$43.25</b>	02-D8424 <b>\$37.61</b>	4
TOWEL BAR - 30"	02-D8430SN <b>\$49.74</b>	02-D8430 <b>\$43.25</b>	4
B. DOUBLE ROBE HOOK	02-D8402SN <b>\$12.87</b>	02-D8402 <b>\$11.19</b>	4
C. PAPER HOLDER	02-D8408SN <b>\$33.25</b>	02-D8408 <b>\$28.91</b>	4
D. TOWEL RING	02-D8404SN <b>\$23.11</b>	02-D8404 <b>\$20.10</b>	4

**INFINITY BATHWARE** | BUILDER PACK


A. TOWEL BAR - 18"	04-SN8418 <b>\$38.93</b>	04-8418 <b>\$33.85</b>	10
TOWEL BAR - 24"	04-SN8424 <b>\$43.25</b>	04-8424 <b>\$37.61</b>	10
TOWEL BAR - 30"	04-SN8430 <b>\$49.74</b>	04-8430 <b>\$43.25</b>	10
B. DOUBLE ROBE HOOK	04-SN8402 <b>\$12.87</b>	04-8402 <b>\$11.19</b>	10
C. PAPER HOLDER	04-SN8408 <b>\$33.25</b>	04-8408 <b>\$28.91</b>	10
D. TOWEL RING	04-SN8404 <b>\$23.11</b>	04-8404 <b>\$20.10</b>	10

**INFINITY BATHSETS**

4 PC. BATHSET   24" TOWEL BAR, SINGLE ROBE HOOK*, PAPER HOLDER, TOWEL RING   BUILDER PACK	01-NC8450SN <b>\$88.12</b>	01-NC8450 <b>\$79.62</b>	10
4 PC. BATHSET   24" TOWEL BAR, SINGLE ROBE HOOK*, PAPER HOLDER, TOWEL RING   RETAIL PACK	02-D8450SN <b>\$90.65</b>	02-D8450 <b>\$82.02</b>	3

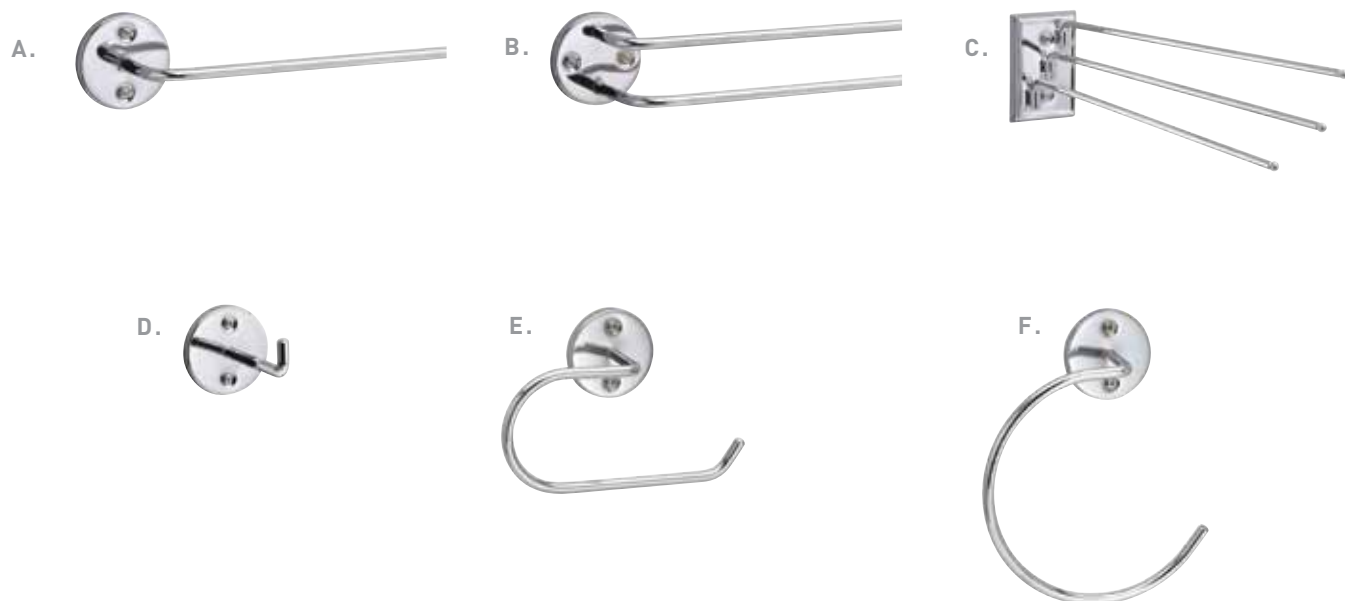
\*SINGLE ROBE HOOK NOT SHOWN

## BASICS BATH HARDWARE




### COLUMBIA BATHWARE | RETAIL PACK

	SATIN NICKEL 15	POLISHED CHROME 26	CASE QTY
A. TOWEL BAR - 18"	02-D5018SN <b>\$32.42</b>	02-D5018 <b>\$28.19</b>	4
TOWEL BAR - 24"	02-D5024SN <b>\$36.02</b>	02-D5024 <b>\$31.33</b>	4
B. SINGLE ROBE HOOK	02-D5001SN <b>\$12.73</b>	02-D5001 <b>\$11.08</b>	4
C. PAPER HOLDER	02-D5008SN <b>\$28.29</b>	02-D5008 <b>\$24.60</b>	4
D. PAPER HOLDER	02-D5048SN <b>\$27.32</b>	02-D5048 <b>\$23.76</b>	4
E. TOWEL RING	02-D5004SN <b>\$20.69</b>	02-D5004 <b>\$17.99</b>	4



### FUNDAMENTALS BATHWARE | RETAIL PACK

	POLISHED CHROME 26	CASE QTY
A. TOWEL BAR - 9"	02-D1109 <b>\$ 6.76</b>	4
TOWEL BAR - 12"	02-D1112 <b>\$ 9.03</b>	4
TOWEL BAR - 15"	02-D1115 <b>\$10.93</b>	4
TOWEL BAR - 18"	02-D1118 <b>\$12.14</b>	4
TOWEL BAR - 24"	02-D1124 <b>\$13.48</b>	4
B. DOUBLE TOWEL BAR - 24"	02-D1124D <b>\$20.36</b>	4
C. TOWEL HOLDER - 3 ARM	02-D1111 <b>\$16.49</b>	4
D. SINGLE ROBE HOOK	02-D1101 <b>\$ 4.49</b>	4
E. PAPER/TOWEL HOLDER	02-D1148 <b>\$ 9.03</b>	4
F. TOWEL RING	02-D1104 <b>\$ 9.03</b>	4




<b>SUNGLOW BATHWARE</b>   RETAIL PACK		WHITE	POLISHED CHROME 26	CASE QTY
A. TOWEL BAR - 18"	02-D9218W	<b>\$25.66</b>	02-D940018	<b>\$ 26.58</b> 4
TOWEL BAR - 24"	02-D9224W	<b>\$28.52</b>	02-D940024	<b>\$ 28.94</b> 4
TOWEL BAR - 30"	02-D9230W	<b>\$32.78</b>	02-D940030	<b>\$ 33.29</b> 4
C. DOUBLE ROBE HOOK	02-D9202W	<b>\$ 7.72</b>	02-D9402	<b>\$ 7.57</b> 4
D. PAPER HOLDER	02-D9208W	<b>\$18.49</b>	02-D9408	<b>\$ 18.20</b> 4
E. TOOTHBRUSH & TUMBLER HOLDER	-		02-D9405	<b>\$ 10.20</b> 4
F. SOAP DISH	-		02-D9406	<b>\$ 9.69</b> 4
G. RECESSED PAPER HOLDER - SCREW-IN	02-D9101SW	<b>\$40.61</b>	02-D101S	<b>\$ 38.92</b> 5
H. RECESSED SOAP DISH WITH UTILITY BAR - SCREW-IN	-		02-D102S	<b>\$ 48.61</b> 5
I. TOWEL RING	02-D9204W	<b>\$16.63</b>	02-D9404	<b>\$ 18.20</b> 4

**SUNGLOW BATHSET** | RETAIL PACK

4 PC. BATHSET   24" TOWEL BAR, DOUBLE ROBE HOOK, PAPER HOLDER, TOWEL RING	02-D9450	<b>\$ 54.82</b>	3
---	----------	-----------------	---

**SUNGLOW BATHWARE** | BUILDER PACK

STAINLESS STEEL TOWEL BARS			REPLACEMENT PARTS 3/4"			REPLACEMENT PARTS 5/8"		
A. TOWEL BAR - 18"	01-940018	<b>\$ 25.11</b>	18" BAR ONLY	01-R940018	<b>\$ 7.64</b>	18" BAR ONLY	01-R20218	<b>\$ 7.64</b>
TOWEL BAR - 24"	01-940024	<b>\$ 28.37</b>	24" BAR ONLY	01-R940024	<b>\$ 10.93</b>	24" BAR ONLY	01-R20224	<b>\$ 10.71</b>
TOWEL BAR - 30"	01-940030	<b>\$ 32.13</b>	30" BAR ONLY	01-R940030	<b>\$ 14.66</b>	-	-	
			36" BAR ONLY	01-R940036	<b>\$ 18.17</b>	32" BAR ONLY	01-R20232	<b>\$ 16.17</b>
			POSTS ONLY (PAIR)	01-R9400P	<b>\$ 17.48</b>	POSTS ONLY (PAIR)	01-R202P	<b>\$ 12.16</b>
B. SINGLE ROBE HOOK							01-9401	<b>\$ 6.29</b>
C. DOUBLE ROBE HOOK							01-9402	<b>\$ 7.31</b>
D. PAPER HOLDER WITH WHITE PLASTIC ROLLER							01-9408	<b>\$ 16.76</b>
D. PAPER HOLDER WITH CHROME PLASTIC ROLLER							01-9409	<b>\$ 20.84</b>
E. TOOTHBRUSH & TUMBLER HOLDER							01-9405	<b>\$ 9.12</b>
F. SOAP DISH							01-9406	<b>\$ 9.12</b>
G. RECESSED PAPER HOLDER							01-101S	<b>\$ 37.21</b>
H. RECESSED SOAP DISH							01-102S	<b>\$ 43.42</b>
I. TOWEL RING							01-9404	<b>\$ 17.08</b>



<b>SUNDIAL BATHWARE</b>   BUILDER PACK		POLISHED CHROME 26	CASE QTY
A. TOWEL BAR - 18" - STAINLESS STEEL BAR	01-20218	<b>\$19.84</b>	50
TOWEL BAR - 24" - STAINLESS STEEL BAR	01-20224	<b>\$22.84</b>	50
B. PAPER HOLDER WITH WHITE PLASTIC ROLLER	01-201S	<b>\$13.93</b>	50
C. TOWEL RING WITH LUCITE RING	01-203	<b>\$14.66</b>	50


## PAPER HOLDERS & MORE

### RECESSED TISSUE DISPENSER



BUILDER PACK	POLISHED CHROME 26	CASE QTY
01-1010	<b>\$52.37</b>	6

### TWIN RECESSED PAPER HOLDER



BUILDER PACK	POLISHED CHROME 26	CASE QTY
01-TW101S	<b>\$80.05</b>	10

### RECESSED PAPER HOLDERS

› Cement-in and screw-in options available

BUILDER PACK	SATIN NICKEL 15	POLISHED CHROME 26	CASE QTY
A. SCREW-IN		01-101S	<b>\$37.21</b> 50
RETAIL PACK			
A. SCREW-IN	02-D101SSN <b>\$47.94</b>	02-D101S	<b>\$38.92</b> 20



A.

MATCHES SUNGLOW COLLECTION (PG. 40)



B.

MATCHES SUNDIAL COLLECTION (PG. 41)

BUILDER PACK	POLISHED CHROME 26	CASE QTY
B. CEMENT-IN	01-1863C <b>\$37.21</b>	50
B. SCREW-IN	01-1863S <b>\$37.21</b>	50

### RECESSED EXTRA ROLL PAPER HOLDER



BUILDER PACK	POLISHED CHROME 26	CASE QTY
01-1070	<b>\$57.83</b>	10

### SINGLE FIXED PAPER HOLDER



BUILDER PACK	POLISHED CHROME 26	CASE QTY
01-F101S	<b>\$36.41</b>	25

### DOUBLE FIXED PAPER HOLDER



BUILDER PACK	POLISHED CHROME 26	CASE QTY
01-F1030	<b>\$66.92</b>	25

### TWIN SURFACE MOUNT PAPER HOLDER



BUILDER PACK	POLISHED CHROME 26	CASE QTY
01-TW301S	<b>\$43.42</b>	20

### RETRACTABLE CLOTHES LINE



BUILDER PACK	POLISHED CHROME 26	CASE QTY
02-D1099	<b>\$67.57</b>	60

### RECESSED SOAP HOLDER



BUILDER PACK	POLISHED CHROME 26	CASE QTY
CEMENT-IN	01-1861C <b>\$37.21</b>	50
SCREW-IN	01-1861S <b>\$37.21</b>	50

### RECESSED SOAP HOLDER WITH UTILITY BAR



	POLISHED CHROME 26	CASE QTY
CEMENT-IN BUILDER PACK	01-102S <b>\$43.42</b>	50
SCREW-IN RETAIL PACK	02-D102S <b>\$48.61</b>	5

### RECESSED SOAP HOLDER WITH UTILITY BAR



BUILDER PACK	POLISHED CHROME 26	CASE QTY
CEMENT-IN	01-1862C <b>\$43.42</b>	50
SCREW-IN	01-1862S <b>\$43.42</b>	50

### INSTALLATION CLAMP

› For all screw mount recessed fixtures



RETAIL PACK	STAMPED STEEL	CASE QTY
02-D1003	<b>\$9.55</b>	10



# BATHSETS QUICK FIND

## BUILDER BOX PACK

### ROBSON | pg. 97



POLISHED CHROME

01-NC30950

\$135.71

### ULTRA | pg. 97



POLISHED CHROME

01-NC1760

\$123.95

### YATES | pg. 104



POLISHED CHROME

01-NC20450

\$89.57

### ORION | pg. 103



POLISHED CHROME  
SATIN NICKEL

01-NC6050  
01-NC6050SN

\$89.57  
\$96.08

### INFINITY | pg. 105



POLISHED CHROME  
SATIN NICKEL

01-NC8450  
01-NC8450SN

\$79.62  
\$88.12

## RETAIL PACK

### ULTRA | pg. 97



POLISHED CHROME

02-D1760

\$127.86

### BRENTWOOD | pg. 102



OIL RUBBED BRONZE

02-D6260BRN

\$109.59

### YATES | pg. 104



POLISHED CHROME

02-D20450

\$93.96

### ORION | pg. 103



POLISHED CHROME  
SATIN NICKEL

02-D6050  
02-D6050SN

\$92.10  
\$98.64

### INFINITY | pg. 105



POLISHED CHROME  
SATIN NICKEL

02-D8450  
02-D8450SN

\$82.02  
\$90.65

### FLORENCE | pg. 105



POLISHED CHROME

02-D7350

\$60.31

### SUNGLOW | pg. 107



POLISHED CHROME

02-D9450

\$54.82

# BATH ACCENTS

## WORK THE ROOM



EUROPEAN TOWEL SHELF IN POLISHED CHROME

Transform your bathroom into an efficient, uncluttered space with our versatile bath accents for both residential and commercial applications. From towel shelves to shower baskets, our highly functional bath accents provide space for everything you need along with smart ways to organize it.

## RESIDENTIAL TOWEL SHELVES

### STANDARD FEATURES

- › Comes fully assembled
- › Semi-concealed surface mount application
- › Mounting hardware included



#### A. 22" EXPANDING TOWEL SHELF

- › Overall dimensions: 22" W x 6-3/4" H (55.8 cm W x 17.1 cm H)
- › Expands to 12-3/4" (323 mm)



#### B. 24" EUROPEAN TOWEL SHELF

- › Overall dimensions: 25-3/8" W x 4-5/16" H x 9-5/8" D (64.5 cm W x 11 cm H x 24.4 cm D)

RETAIL PACK	SATIN NICKEL 15	POLISHED CHROME 26	CASE QTY
A. 22" (55.8 cm) WIDE EXPANDING TOWEL SHELF (EXPANDS TO 12-3/4" (32.39 cm))	-	02-D1057	\$58.99 6
B. 24" (60.96 cm) WIDE EUROPEAN TOWEL SHELF	01-1049SN \$128.65	01-1049	\$109.32 4

## HOTEL STYLE TOWEL SHELVES

### STANDARD FEATURES

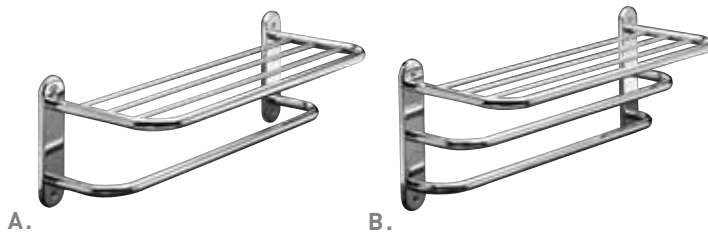
- › Semi-concealed surface mount application
- › Includes 4 plastic anchors and 4 steel Phillips head screws – #8 x 2" (50.8 mm)
- › 3/4" (19.05 mm) tubing

#### A. TOWEL SHELF WITH BAR


- › 18" Overall dimensions: 20-1/8" x 8-1/2" x 9" (51.1 cm x 21.6 cm x 22.9 cm)
- › 24" Overall dimensions: 26-1/8" x 8-1/2" x 9" (66.4 cm x 21.6 cm x 22.9 cm)

#### B. TOWEL SHELF WITH DOUBLE BAR

- › Overall dimensions: 26-1/8" x 10-1/2" x 9" (66.4 cm x 26.7 cm x 22.9 cm)



A.



B.

BUILDER PACK	POLISHED CHROME 26	CASE QTY
A. 18" TOWEL SHELF WITH BAR	01-1043	\$120.00 5
24" TOWEL SHELF WITH BAR	01-1044	\$126.60 5
B. 24" TOWEL SHELF WITH DOUBLE BAR	01-1045	\$229.35 5

## GUEST TOWEL SHELVES

### STANDARD FEATURES

- › Exposed surface mount application › Includes #8 x 1-1/4" (32 mm) mounting screws and 2 welded mounting plates constructed of triple chrome plated steel

#### Mounting frames

- › 1/4" (6 mm) outer diameter › Construction: chrome plated steel wire shelves › 3/16" (5 mm) outer diameter
- › Construction: triple chrome plated wire

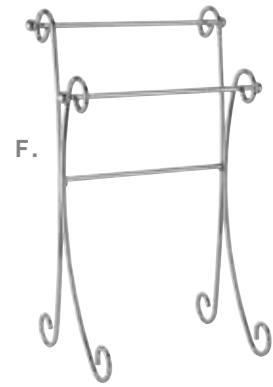
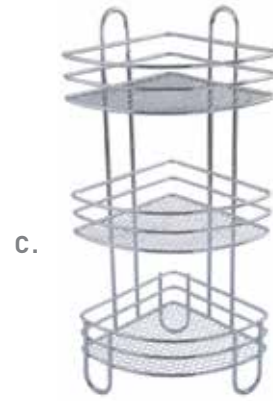



A.



B.

BUILDER PACK	POLISHED CHROME 26	CASE QTY
A. 2 GUEST TOWEL HOLDER	01-1062	\$40.35 4
B. 4 GUEST TOWEL HOLDER	01-1064	\$64.46 4



# ENVISION

## COUNTERTOP ACCESSORIES

### A. EXTENDABLE WALL MIRROR

› 360° vertical & horizontal swivel › 6-3/4" (17.1 cm) diameter double sided mirror › Extends up to 22" (55.9 cm)

### C. CORNER BASKET MINI SPA TOWER

› 14-13/16" (37.6 cm) overall height › Each basket has a 5-1/4" (13.3 cm) inner radius, and a 1-5/8" (4.1 cm) depth

### E. COUNTERTOP TOWEL VALET

› 4-3/16" (10.6 cm) diameter base › 13" (33 cm) overall height › Two 6-1/2" (16.5 cm) long valet arms

### B. COUNTERTOP VANITY MIRROR

› 6-1/8" (15.6 cm) diameter double sided mirror › 12-7/8" (32.7 cm) total height › 5-11/16" (14.3 cm) diameter base


### D. 6 DRAWER COUNTERTOP STORAGE TOWER

› Drawers can be set to swing out to the left or right › Overall dimensions: 13-7/8" H x 5-3/8" diameter (35.2 cm H x 13.7 cm diameter)

### F. COUNTERTOP TOWEL STAND

› Compact design decorates countertop and saves space › Overall dimensions: 13-13/16" H x 9-1/2" W x 6-5/16" D (35 cm H x 24 cm W x 16 cm D)

RETAIL PACK	SATIN NICKEL 15	POLISHED CHROME 26	CASE QTY
A. EXTENDABLE WALL MIRROR	-	02-D1053 <b>\$52.92</b>	5
B. COUNTERTOP VANITY MIRROR	02-V1052SN <b>\$45.89</b>	02-V1052 <b>\$42.85</b>	5
C. CORNER BASKET MINI SPA TOWER	-	02-D1084S <b>\$52.19</b>	6
D. 6 DRAWER COUNTERTOP STORAGE TOWER	-	02-DD1098 <b>\$53.95</b>	6
E. COUNTERTOP TOWEL VALET	02-D1016SN <b>\$41.38</b>	02-D1016 <b>\$38.46</b>	4
F. COUNTERTOP TOWEL STAND	-	02-V1028 <b>\$29.97</b>	6



## ROOM IN ORDER

### FLOOR STANDING ACCESSORIES

#### A. SPACE SAVER SHELF

- Overall dimensions: 56"H x 23-1/2"W x 10-1/2"D (137 cm H x 59.5 cm W x 26.5 cm D)

#### C. TENSION POLE TOWEL TOWER

- Pole height adjustable from 5' to 8.3' (1.5 m to 2.5 m)
- Four 15-5/16" (38.9 cm) long towel bars, each with 360° horizontal swivel
- Pole allows height & spacing adjustment for each individual bar

#### E. FLOOR STANDING PAPER/TOWEL HOLDER

- 7-1/2" (19 cm) diameter weighted base keeps holder from tipping
- 22" (56 cm) overall height

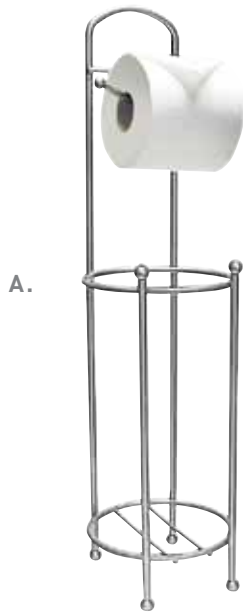
#### B. CURVED TOWEL VALET

- Holds up to 6 folded towels
- Easy assembly
- Overall dimensions: 23"W x 31-1/2"H x 11-7/8"D (61 cm W x 80 cm H x 30 cm D)

#### D. FLOOR STANDING BATH TOWEL VALET

- Two 14" (36 cm) long valet arms
- 38" (96.5 cm) overall height
- 11" (28 cm) diameter weighted base for maximum stability

RETAIL PACK	AGED BRONZE 10B+	SATIN NICKEL 15	POLISHED CHROME 26	CASE QTY
A. SPACE SAVER SHELF	-	-	01-1239 <b>\$85.24</b>	2
B. CURVED TOWEL VALET	-	-	01-1089 <b>\$62.62</b>	6
C. TENSION POLE TOWEL TOWER	-	-	02-D1078 <b>\$54.45</b>	12
D. FLOOR STANDING BATH TOWEL VALET	-	02-D1014SN <b>\$159.99</b>	02-D1014 <b>\$143.27</b>	2
E. PEDESTAL PAPER/TOWEL HOLDER	02-D8587BRN <b>\$93.08</b>	02-D8587SN <b>\$86.71</b>	02-D8587 <b>\$79.80</b>	6




A.



B.

## ROLL WITH IT

STORAGE & ACCESSORIES



C.



D.

### A. TISSUE CADDY HOLDER

› Spare roll caddy accommodates up to 3 back-up mega rolls of toilet tissue › 25-15/16" (65.9 cm) overall height

### C. 3 ROLL TISSUE BASKET

› Large 5-7/16" (13.8 cm) inner diameter supports 3 mega toilet tissue rolls › Two handles at the top for easy handling › 14-13/16" (37.6 cm) total height

### B. TOILET PAPER HOLDER & MAGAZINE RACK

› Overall dimensions: 27-5/8" H x 8-17/32" W x 8-13/16" D  
(70.2 cm H x 21.7 cm W x 22.4 cm D)

### D. TOILET BRUSH & HOLDER

› 9-3/4" (24.7 cm) long metal handle › Dimensions: 4-11/16" (12 cm) diameter base › Dimensions: 15-1/4" (38.7 cm) overall height

RETAIL PACK	SATIN NICKEL 15		POLISHED CHROME 26		CASE QTY
A. TISSUE CADDY HOLDER	02-D8592CSN	<b>\$84.85</b>	02-D8592	<b>\$78.78</b>	4
B. TOILET PAPER HOLDER & MAGAZINE RACK		–	02-V1228	<b>\$67.75</b>	2
C. 3 ROLL TISSUE BASKET		–	02-D1098	<b>\$39.29</b>	6
D. TOILET BRUSH & HOLDER		–	02-D1671	<b>\$29.24</b>	4

## SHOWER & BATH ACCESSORIES

### A. BATHTUB CADDY WITH ADJUSTABLE READING RACK

- 3 adjustable rack angles, tabs for holding book open, and folds away flat when not in use
- Adjustable arms can be extended to fit bathtubs as wide as 38" (96.5 cm) inner width

### B. STANDARD BATHTUB CADDY

- Adjustable arms can be extended to fit bathtubs as wide as 38" (96.5 cm) inner width

### C. STAINLESS STEEL SHOWER CADDY

- Overall dimensions: 17-17/32"H x 9-7/16"W x 5-9/16"D (44.5 cm H x 24 cm W x 14.1 cm D)

### D. LARGE SHOWER CADDY WITH TOWEL BAR

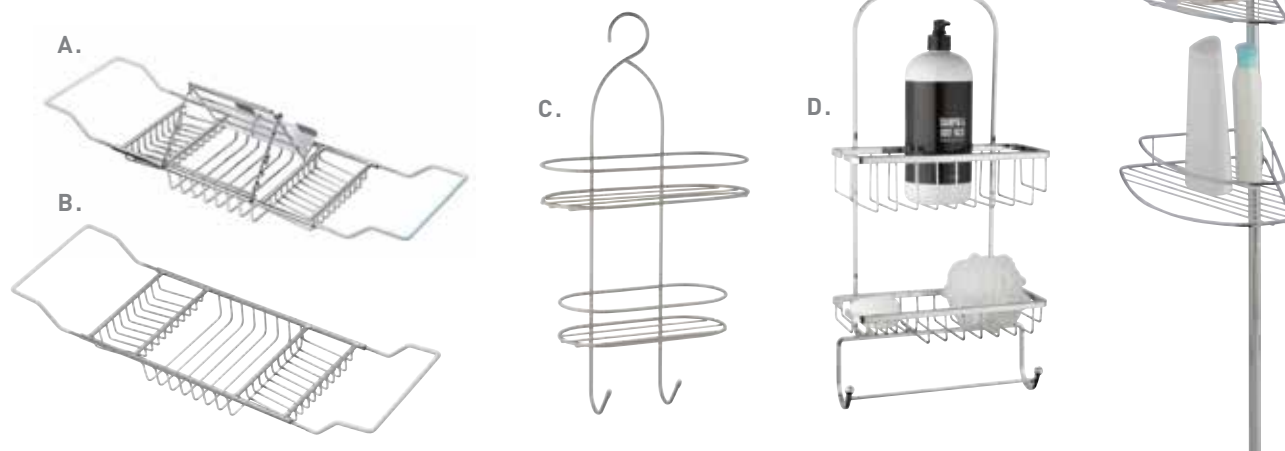
- Overall dimensions: 22-1/2"H x 10-3/8" W x 5"D (57 cm H x 26.5 cm W x 12.7 cm D)

### E. REVERSIBLE SHOWER CADDY WITH ADJUSTABLE BASKETS

- Reversible design hangs over shower head or shower door
- Two removable baskets
- Overall dimensions: 22"H x 8-5/8" W x 4-1/2"D (56 cm H x 22 cm W x 11.5 cm D)

### F. CORNER BASKET STORAGE TOWER

- Pole height adjustable from 59" to 97" (149.9 cm to 246.4 cm) with rubber feet at top and bottom of pole for increased stability
- Pole allows height and spacing adjustment for each individual basket



RETAIL PACK	SATIN NICKEL 15	POLISHED CHROME 26	CASE QTY
A. BATHTUB CADDY WITH ADJUSTABLE READING RACK	-	02-DR8590 \$100.58	6
B. STANDARD BATHTUB CADDY	-	02-D8590 \$ 90.98	6
C. STAINLESS STEEL SHOWER CADDY	02-V1249CSN \$ 30.15	-	6
D. LARGE SHOWER CADDY WITH TOWEL BAR	-	02-D8596 \$ 53.23	2
E. REVERSIBLE SHOWER CADDY WITH ADJUSTABLE BASKETS	-	02-DA8595 \$ 26.70	12
F. CORNER BASKET STORAGE TOWER	02-D1079CSN \$ 76.36	02-D1079 \$ 75.60	6

## STONE VINYL BATH MAT

- Antimicrobial non-slip bath mat
- Machine washable
- Mold & mildew resistant
- Non-porous

RETAIL PACK	GREY	PEARL	CASE QTY
STONE VINYL BATH MAT	02-D9629GR \$22.98	02-D9629PRL \$23.04	12



## SHOWER & BATH ACCESSORIES

### A. SOAP DISPENSER

- 4-13.5 oz. (400 ml) removable reservoirs ➤ Overall dimensions: 10-1/4"H x 9-13/16"W x 3-1/8"D (26 cm H x 25 cm W x 8 cm D)

### B. DELUXE SOAP DISPENSER

- 15° swivel anti-fog mirror with toothbrush holder
- Overall dimensions: 10-5/8"H x 13-9/16"W x 3-1/8"D (27 cm H x 34.5 cm W x 8 cm D)

A.



B.



RETAIL PACK	WHITE	CASE QTY
A. SOAP DISPENSER	02-D1364 <b>\$74.74</b>	12
B. DELUXE SOAP DISPENSER	02-D1363 <b>\$77.46</b>	12

## CORNER BASKETS

### STANDARD FEATURES

- Exposed surface mount application
- Includes 4 – #8 x 1-1/4" (31.75 mm) steel Phillips head screws



### A. SMALL CORNER BASKET

- 8-1/4"L x 5"W x 1-5/8"D (210 mm L x 127 mm W x 41 mm D)



### B. MEDIUM CORNER BASKET

- 9"L x 5-1/2"W x 2-1/2"D (229 mm L x 140 mm W x 64 mm D)



### C. LARGE CORNER BASKET

- 13-5/8"L x 8"W x 3-1/2"D (346 mm L x 203 mm W x 89 mm D)

RETAIL PACK	POLISHED CHROME 26	CASE QTY
A. SMALL CORNER BASKET	05-1086S <b>\$ 58.28</b>	6
B. MEDIUM CORNER BASKET	05-1086M <b>\$ 76.47</b>	6
C. LARGE CORNER BASKET	05-1086L <b>\$151.44</b>	6

## SHOWER CURTAINS

### A. SHOWER CURTAIN

- Double-layer reinforced eyelets
- 100% polyester ➤ 71" (1.803m) x 71" (1.803m)

### B. HEAVY DUTY SHOWER CURTAIN OR LINER

- Double-layer & metal grommet reinforced eyelets
- 100% vinyl ➤ Mildew resistant ➤ 71" (1.803 m) x 71" (1.803m) – .02 mm thickness

### C. SHOWER CURTAIN LINER

- Double-layer reinforced eyelets ➤ 100% vinyl ➤ Mildew resistant ➤ 71" (1.803 m) x 71" (1.803 m) – 0.07 mm thickness

RETAIL PACK	WHITE	CLEAR	FROST	CASE QTY
A. SHOWER CURTAIN	02-DP9642W <b>\$32.68</b>	–	–	6
B. HEAVY DUTY SHOWER CURTAIN OR LINER	–	02-DP9643CLR <b>\$33.23</b>	02-DP9643FR <b>\$33.23</b>	6
C. SHOWER CURTAIN LINER	02-DP9641W <b>\$12.17</b>	02-DP9641CLR <b>\$13.00</b>	–	6



A.



B.



C.



D.



E.



F.



G.



H.



#### A. SHOWER/BATHTUB SQUEEGEE

➤ 7-13/16" (19.8 cm) long rubber edge ➤ 5-3/8" (13.7 cm) long handle

#### C. BEADED METAL SHOWER CURTAIN HOOKS

➤ 12 hooks per pack

#### E. PLASTIC SHOWER CURTAIN HOOKS

➤ 12 hooks per pack

#### G. METAL SHOWER CURTAIN HOOKS

➤ 12 hooks per pack

#### B. BATHTUB SPLASH GUARDS

➤ 2 splash guards for both sides of the bathtub with adhesive strips

#### D. HERITAGE SHOWER CURTAIN HOOKS

➤ 12 hooks per pack


#### F. METAL SHOWER CURTAIN HOOKS w/ROLLER BALLS

➤ 12 hooks per pack

#### H. SHOWER CURTAIN HOLD BACK HOOK & CHAIN

➤ 10-3/8" (26.5 cm) long chain

RETAIL PACK	CLEAR	WHITE	AGED BRONZE 10B+	POLISHED CHROME 26	CASE QTY
A. BATHTUB/SHOWER SQUEEGEE	–	02-D1359 <b>\$13.48</b>	–	–	6
B. BATHTUB SPLASH GUARDS	–	02-DP9625 <b>\$18.60</b>	–	–	5
C. BEADED METAL SHOWER CURTAIN HOOKS	–	–	–	02-D9602 <b>\$18.73</b>	12
D. HERITAGE SHOWER CURTAIN HOOKS	–	–	02-D9606BRN <b>\$26.28</b>	–	12
E. PLASTIC SHOWER CURTAIN HOOKS	02-D9609CLR <b>\$6.89</b>	02-D9609W <b>\$6.96</b>	–	–	6
F. METAL SHOWER CURTAIN HOOKS WITH ROLLER BALLS	–	–	–	02-D9610 <b>\$28.11</b>	24
BUILDER PACK					
G. METAL SHOWER CURTAIN HOOKS	–	–	–	01-R9689H <b>\$ 7.31</b>	20
H. SHOWER CURTAIN HOLD BACK HOOK & CHAIN	–	–	–	01-9685 <b>\$ 2.68</b>	25



## SHOWER RODS

### A. DECORATIVE TENSION SHOWER RODS

› Easy turn & extend installation › Heavy duty springs › Rubber gripper ends › Extends from 43" to 73" (109 cm to 185 cm)

### B. EXTENDABLE TENSION SHOWER STALL RODS

› For shower stalls › Extends from 23" to 40" (58 cm to 101 cm)

### C. EXTENDABLE TENSION SHOWER RODS

› Fits 5' & 6' bathtub stalls › Extends from 40" to 72" (102 cm to 183 cm)

RETAIL PACK	POLISHED CHROME WITH WHITE PORCELAIN ACCENTS 26/W		AGED BRONZE 10B+		SATIN NICKEL 15		POLISHED CHROME 26		CASE QTY
A. DECORATIVE TENSION SHOWER RODS	02-D9637	\$49.20	02-D9639BRN	\$63.04	02-D9639SN	\$60.04	02-D9639	\$55.51	4

RETAIL PACK	POLISHED CHROME 26		WHITE		CASE QTY
B. EXTENDABLE TENSION SHOWER STALL RODS	02-DP9679	\$24.27	02-DP9682	\$28.65	12
C. EXTENDABLE TENSION SHOWER RODS	02-DP9682	\$28.65	02-DP9682W	\$29.67	12

### A. ADJUSTABLE LENGTH TENSION SHOWER ROD

› Powerful spring tension for easy installation without tools or drilling › Plastic double-tapered center ring to prevent shower curtain rings from getting caught › Rubber caps on both ends to prevent slipping › Steel construction › Extends from 36" to 62" (92 cm to 157.48 cm)

### B. ALUMINUM SHOWER ROD

› One-piece shower rod only › 1" (25 mm) outer diameter › 0.025" (0.635 mm) wall thickness › Aluminum does not rust

RETAIL PACK	POLISHED CHROME 26		WHITE		ALUMINUM	CASE QTY
A. ADJUSTABLE LENGTH TENSION SHOWER ROD	02-DP9680	\$28.35	02-DP9680W	\$28.35	-	12
BUILDER PACK						
B. 5' (1.525 m) ALUMINUM SHOWER ROD ONLY	-	-	-	-	01-R9689	\$15.49 50
6' (1.83 m) ALUMINUM SHOWER ROD ONLY	-	-	-	-	01-R9686	\$22.40 50

### C. STEEL SHOWER ROD

› One-piece shower rod only › 1" (25 mm) outer diameter › 0.026" (0.660 mm) wall thickness › Chrome plated › Rust preventative treatment added

### D. SHOWER ROD COVER

› Wraps around existing standard 1" (25 mm) O.D. shower rods › Can be used to cover rusty shower rods or improve glide of shower curtain rings › 59-5/8" (151.4 cm) long

BUILDER PACK	POLISHED CHROME 26		CREAM		WHITE	CASE QTY
C. 5' (1.525 m) STEEL SHOWER ROD ONLY	01-R9691	\$27.98	01-R9696	\$36.19	-	25
C. 6' (1.83 m) STEEL SHOWER ROD ONLY	01-R9696	\$36.19	-	-	-	25
D. SHOWER ROD COVER	-	-	01-9629CR	\$3.72	01-9629W	\$3.72 20

### ADJUSTABLE CURVED SHOWER ROD

- › Fits showers 52" to 72" (132 cm to 183 cm)
- › Flanges included › Plated steel


RETAIL PACK	SATIN NICKEL 15	POLISHED CHROME 26	CASE QTY
ADJUSTABLE CURVED SHOWER ROD	02-D9688SN <b>\$50.76</b>	02-D9688 <b>\$49.26</b>	4



### CURVED SHOWER ROD

- › All curved shower rods protrude 9-1/2" (241 mm) at center
- › Flanges included › Stainless steel

BUILDER PACK	POLISHED STAINLESS STEEL 32	CASE QTY
5' SHOWER ROD - 56-1/2" L (143.5 cm)	01-C9689 <b>\$121.34</b>	12
6' SHOWER ROD - 68-1/2" L (174 cm)	01-C9686 <b>\$126.63</b>	12



#### A. ALUMINUM SHOWER ROD KIT "A"

- Comes with: › 5' (1.525 m) one-piece aluminum shower rod › One pair of elliptical shaped ABS plastic flanges with exposed screw mount
- › Pack of 12 shower curtain hooks



#### B. ALUMINUM SHOWER ROD KIT "B"

- Comes with: › One-piece aluminum shower rod › One pair of circle shaped steel flanges with concealed screw mount



#### C. ALUMINUM SHOWER ROD KIT "C"

- Comes with: › One-piece aluminum shower rod › One pair of adjustable tension flanges

RETAIL PACK	ALUMINUM	WHITE	CASE QTY
A. 5' (1.525 m) ALUMINUM SHOWER ROD KIT	02-D9689 <b>\$28.96</b>	-	10
B. 5' (1.525 m) ALUMINUM SHOWER ROD KIT	02-DP9683 <b>\$39.31</b>	-	10
B. 6' (1.83 m) ALUMINUM SHOWER ROD KIT	02-DP9684 <b>\$40.85</b>	-	10
C. 5' (1.525 m) ALUMINUM SHOWER ROD KIT	02-D9789 <b>\$27.71</b>	02-D9789W <b>\$38.10</b>	10
C. 6' (1.83 m) ALUMINUM SHOWER ROD KIT	02-D9786 <b>\$29.25</b>	02-D9786W <b>\$43.67</b>	10

## FLANGES

### STANDARD FEATURES

- › Fits standard 1" (25 mm) outer diameter shower rods



#### A. ADJUSTABLE TENSION SHOWER ROD FLANGES

- › Allows use of one-piece shower rod without drilling holes or adhesives
- › Can add up to 3/4" (19 mm) of tension to the shower rod › Rubber ends on both sides prevent slipping




BUILDER PACK	MATERIAL	POLISHED CHROME 26	CASE QTY
A. ADJUSTABLE TENSION SHOWER ROD FLANGE	ZINC & ALUMINUM METAL ALLOY CASTING	01-9656 <b>\$10.71</b>	10 PRS
B. SHOWER ROD FLANGE - ELLIPTICAL SHAPE	ABS CONSTRUCTION	01-R9689B <b>\$ 4.27</b>	25 PRS
C. SHOWER ROD FLANGE - ELLIPTICAL SHAPE	ZINC & ALUMINUM METAL ALLOY CASTING	01-MR9689B <b>\$ 9.99</b>	25 PRS
D. CONCEALED MOUNT SHOWER ROD FLANGE	STEEL CONSTRUCTION	01-9659 <b>\$ 6.37</b>	10 PRS
RETAIL PACK			
E. CONCEALED MOUNT SHOWER ROD FLANGE	ZINC & ALUMINUM METAL ALLOY CASTING	02-DP9651 <b>\$16.02</b>	50 PRS

# BATH SAFETY

## SAFETY IN STYLE



A. BRENTWOOD GRAB BAR MEETS ADA STANDARDS



B. ASTRAL GRAB BAR MEETS ADA STANDARDS

### A. & B. DECORATIVE SAFETY GRAB BARS

	A. BRENTWOOD POLISHED STAINLESS STEEL 32	A. BRENTWOOD OIL RUBBED BRONZE FINISH STAINLESS STEEL 10B	B. ASTRAL POLISHED STAINLESS STEEL 32	CASE QTY
ERGONOMIC NON-SLIP FINGER GRIP, CONCEALED MOUNT				
16" (406 mm) - 1-1/4" (32 mm) O.D. RETAIL PACK	03-7916PSS <b>\$85.87</b>	03-7916SSBRN <b>\$114.08</b>	03-6916PSS <b>\$95.10</b>	3
24" (610 mm) - 1-1/4" (32 mm) O.D. RETAIL PACK	03-7924PSS <b>\$105.26</b>	03-7924SSBRN <b>\$124.28</b>	03-6924PSS <b>\$113.04</b>	3
36" (914 mm) - 1-1/4" (32 mm) O.D. BUILDER PACK			01-6936PSS <b>\$164.23</b>	5



C. PEENED CONCEALED MOUNT

### C. GRAB BARS - CONCEALED MOUNT




RETAIL PACK	C. PEENED CONCEALED MOUNT SATIN STAINLESS STEEL 32D	CASE QTY
12" (304 mm) - 1-1/4" (32 mm) O.D.	03-TC220012 <b>\$66.74</b>	3
16" (406 mm) - 1-1/4" (32 mm) O.D.	03-TC220016 <b>\$72.22</b>	3
18" (457 mm) - 1-1/4" (32 mm) O.D.	03-TC220018 <b>\$77.20</b>	3
24" (610 mm) - 1-1/4" (32 mm) O.D.	03-TC220024 <b>\$87.24</b>	3



D. SUCTION CUP ASSIST BAR

### D. SUCTION CUP ASSIST BAR

RETAIL PACK	D. WHITE W/GREY	CASE QTY
12" (304 mm) - 1-1/4" (32 mm) O.D.	03-8110SGRY <b>\$31.07</b>	6



NON-SLIP KNURLED GRIP



E. KNURLED EXPOSED MOUNT



F. SMOOTH EXPOSED MOUNT

### E. & F. GRAB BARS - EXPOSED MOUNT

RETAIL PACK	E. POLISHED STAINLESS STEEL 32 KNURLED EXPOSED MOUNT	F. WHITE FINISH STAINLESS STEEL SMOOTH EXPOSED MOUNT	CASE QTY
12" x 12" (304 mm x 304 mm) 135° ANGLED 1" O.D.	03-4905 <b>\$81.58</b>	-	10
12" (304 mm) - 1" (25 mm) O.D.	03-4912 <b>\$39.94</b>	03-5912 <b>\$31.28</b>	10
16" (406 mm) - 1" (25 mm) O.D.	03-4916 <b>\$41.99</b>	03-5916 <b>\$35.19</b>	10
18" (457 mm) - 1" (25 mm) O.D.	03-4918 <b>\$45.00</b>	03-5918 <b>\$36.94</b>	10
24" (610 mm) - 1" (25 mm) O.D.	03-4924 <b>\$52.07</b>	03-5924 <b>\$38.99</b>	10
32" (812 mm) - 1" (25 mm) O.D.	03-4932 <b>\$63.95</b>	03-5932 <b>\$51.44</b>	10



## G. BATH STOOL




RETAIL PACK	WHITE	CASE QTY
330 LBS. (150 kg) MAXIMUM WEIGHT CAPACITY	03-8031 <b>\$111.25</b>	4



## H. SHOWER SEAT FOR BATHTUB



RETAIL PACK	WHITE	CASE QTY
286 LBS. (130 kg) MAXIMUM WEIGHT CAPACITY	03-8033 <b>\$116.02</b>	4



## I. SAFETY GRIP STRIPS

RETAIL PACK	CLEAR	WHITE	CASE QTY
6 STRIPS - 3/4" x 15-3/4" (19mm x 40 cm)	03-9501CL <b>\$10.88</b>	03-9501W <b>\$10.84</b>	50


## COMMERCIAL GRAB BARS



NON-SLIP PEENED GRIP



CONCEALED MOUNT GRAB BAR



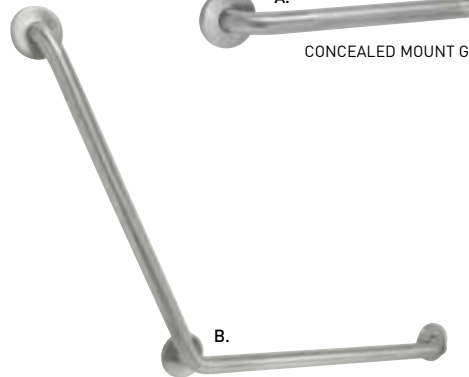
FLIP-UP SAFETY RAIL



FLIP-UP SAFETY RAIL WITH PAPER HOLDER



- > Stainless steel construction
- > Non-slip peened grip
- > Includes mounting hardware



120° ANGLED CONCEALED MOUNT GRAB BAR

BUILDER PACK	SATIN STAINLESS STEEL 32D	CASE QTY
A. 12" GRAB BAR (304 mm) - 1-1/4" (32 mm) O.D.	01-TC220012 <b>\$55.29</b>	5
18" GRAB BAR (457 mm) - 1-1/4" (32 mm) O.D.	01-TC220018 <b>\$64.81</b>	5
24" GRAB BAR (610 mm) - 1-1/4" (32 mm) O.D.	01-TC220024 <b>\$72.34</b>	5
30" GRAB BAR (762 mm) - 1-1/4" (32 mm) O.D.	01-TC220030 <b>\$78.93</b>	5
36" GRAB BAR (914 mm) - 1-1/4" (32 mm) O.D.	01-TC220036 <b>\$87.72</b>	5
48" GRAB BAR (1219 mm) - 1-1/4" (32 mm) O.D.	01-TC220048 <b>\$102.96</b>	5
B. 120° ANGLED GRAB BAR 24" x 24" (610 mm x 610 mm)	01-TC22120 <b>\$190.47</b>	5
C. FLIP-UP SAFETY RAIL 11-13/32" H x 29-23/32" L x 5-11/16" W (290 mm H x 755 mm L x 145 mm W)	01-TC320011 <b>\$240.67</b>	4
D. FLIP-UP SAFETY RAIL WITH PAPER HOLDER 11-13/32" H x 29-23/32" L x 5-11/16" W (290 mm H x 755 mm L x 145 mm W)	01-TC320011P <b>\$278.66</b>	4

# BATHROOM FAUCETS

TAP INTO STYLE



ZURICH FAUCET SHOWN WITH ASTRAL BATH COLLECTION IN POLISHED CHROME

## IN THE BATHROOM

Flawlessly sculpted to complement your personal style and preferences, Taymor faucets strike a balance between design, functionality, and value. Fresh style options with timeless design sensibilities and quality materials in a wide range of finishes ensure there is a bathroom faucet to enhance every style of basin, bathtub or shower.



## FAUCET CERTIFICATIONS

### At Taymor, we take high standards seriously.

We ensure our faucets have undergone rigorous quality control procedures and meet or exceed industry standards.



WaterSense® labeled fixtures meet the water efficiency specifications set forth by the Environmental Protection Agency (EPA) and help reduce water usage, without sacrificing performance.



Meets or exceeds the product safety and performance standards of the Canadian Standards Association.



Products bearing the cUPC® mark are listed with the International Association of Plumbing and Mechanical Officials (IAPMO) and are in compliance with applicable North American codes and standards.



Taymor adheres to the Americans with Disabilities Act (ADA) to ensure accessible design for all.



Our fixtures are low lead compliant while meeting the National Sanitation Foundation (NSF) standards for lead content unless stated otherwise.

## ZURICH

**A. LAVATORY FAUCET**

› Single hole faucet with optional 4" center-set escutcheon › Ceramic disc cartridge › Pop-up drain assembly included › Flexible supply lines with 3/8" compression gasket fitting

HEIGHT 6" | REACH 6-1/4" | FLOW MAX. 1.5 GPM/5.7 LPM @ 60 psi

**B. TUB & SHOWER FAUCET**

› Single setting with anti-clog nozzles › Ceramic disc cartridge › 1/2" slip-fit spout › 1/2" MIP

SPOUT FLOW MIN. 2.4 GPM/9 LPM @ 20 psi  
SHOWER HEAD FLOW MAX. 2.5 GPM/9.5 LPM @ 80 psi

**C. ROMAN TUB FAUCET**

› 4 hole with single setting hand held shower › Ceramic disc cartridge › 1/2" MIP

HEIGHT 8-11/16" | REACH 6-7/16" | FLOW MIN. 2.4 GPM/9 LPM @ 20 psi  
HAND SHOWER FLOW MAX. 2.5 GPM/9.5 LPM @ 80 psi

**ZURICH FAUCETS | RETAIL PACK****A. LAVATORY FAUCET****B. TUB & SHOWER FAUCET**

TUB & SHOWER TRIM KIT\* BUILDER PACK

SHOWER ONLY TRIM KIT\* BUILDER PACK

**C. ROMAN TUB FAUCET****POLISHED CHROME 26 CASE QTY**

06-4301P	<b>\$392.31</b>	4
06-9301AS	<b>\$499.97</b>	4
06-9301T*	<b>\$282.59</b>	4
06-9301TSO*	<b>\$236.16</b>	4
06-4001HS	<b>\$611.13</b>	2

## DIXON

**A. LAVATORY FAUCET**

› 4" center-set faucet › Ceramic disc cartridge › Pop-up drain assembly included › 1/2" MIP

HEIGHT 5-1/16" | REACH 6-1/16" | FLOW MAX. 1.5 GPM/5.7 LPM @ 60 psi

**B. 8" WIDESPREAD LAVATORY FAUCET**

› Ceramic disc cartridge › Pop-up drain assembly included › 1/2" MIP › Quick connect

HEIGHT 5-3/8" | REACH 6" | FLOW MAX. 1.5 GPM/5.7 LPM @ 60 psi

**C. TUB & SHOWER FAUCET**

› Single setting with anti-clog nozzles › Ceramic disc cartridge › 1/2" slip-fit spout › 1/2" MIP

SPOUT FLOW MIN. 2.4 GPM/9 LPM @ 20 psi  
SHOWER HEAD FLOW MAX. 2.0 GPM/7.6 LPM @ 80 psi  
SEE PG. 130 FOR MORE PRO/TRIM KITS

**DIXON FAUCETS | RETAIL PACK****A. LAVATORY FAUCET****B. 8" WIDESPREAD LAVATORY FAUCET****C. TUB & SHOWER FAUCET**

TUB & SHOWER TRIM KIT\* BUILDER PACK

SHOWER ONLY TRIM KIT\* BUILDER PACK

**POLISHED CHROME 26 CASE QTY**

06-4308P	<b>\$286.87</b>	4
06-4037P	<b>\$394.33</b>	4
06-9307AS	<b>\$497.83</b>	4
06-9307T*	<b>\$267.71</b>	4
06-9307TSO*	<b>\$223.70</b>	4

\*VALVE SOLD SEPARATELY (SEE PG. 131)



## ASTRAL



### A. LAVATORY FAUCET

› Single hole faucet with optional 4" center-set escutcheon › Ceramic disc cartridge › Pop-up drain assembly included › 1/2" MIP adapter with flexible supply lines

HEIGHT 7-5/16" | REACH 7-1/16" | FLOW MAX. 1.5 GPM/5.7 LPM @ 60 psi



### B. LAVATORY FAUCET (TALL)

› Single hole faucet › Ceramic disc cartridge › 1/2" MIP adapter with flexible supply lines

HEIGHT 12-7/8" | REACH 5-15/16" | FLOW MAX. 1.5 GPM/5.7 LPM @ 60 psi



### C. TUB & SHOWER FAUCET

› Single setting with anti-clog nozzles › Includes both standard and extended shower arm › Ceramic disc cartridge › 1/2" slip-fit spout › 1/2" MIP

SPOUT FLOW MIN. 2.4 GPM/9 LPM @ 20 psi | SHOWER HEAD FLOW MAX. 2.0 GPM/7.6 LPM @ 80 psi



### D. ROMAN TUB FAUCET

› 4 hole with single setting hand held shower › Ceramic disc cartridge › 1/2" MIP

HEIGHT 11-1/4" | REACH 10-5/8" | FLOW MIN. 2.4 GPM/9 LPM @ 20 psi  
HAND SHOWER FLOW MAX. 2.5 GPM/9.5 LPM @ 80 psi

#### ASTRAL FAUCETS | RETAIL PACK

	POLISHED CHROME 26	CASE QTY
A. LAVATORY FAUCET**	06-4922P** \$318.56	6
B. LAVATORY FAUCET (TALL)	06-4122V \$380.93	6
C. TUB & SHOWER FAUCET	06-9523AS \$405.47	4
TUB & SHOWER TRIM KIT* (STANDARD SHOWER ARM) BUILDER PACK	06-9522T* \$244.48	4
SHOWER ONLY TRIM KIT* (STANDARD SHOWER ARM) BUILDER PACK	06-9522TSO* \$210.60	4
EXTENDED SHOWER ARM & FLANGE FOR 06-9522/06-9523	06-RP0113 \$ 61.60	12
D. ROMAN TUB FAUCET	06-4022 \$682.60	2

\*VALVE SOLD SEPARATELY [SEE PG. 131]

\*\*DOES NOT MEET NSF372 STANDARDS

## LUNA



### LAVATORY FAUCET

› Single hole faucet with optional 4" center-set escutcheon › Ceramic disc cartridge  
› Pop-up drain assembly included › Flexible supply lines with 3/8" compression gasket fittings

HEIGHT 5-25/32" | REACH 4-31/32" | FLOW 1.5 GPM/5.7 LPM @ 60 psi

#### LUNA FAUCETS | RETAIL PACK

	POLISHED CHROME 26	CASE QTY
LAVATORY FAUCET	06-4629P \$284.66	6

## COSMOS

**A. SINGLE LEVER LAVATORY FAUCET**

➤ 4" center-set faucet ➤ Ceramic disc cartridge ➤ Pop-up drain assembly included ➤ 1/2" MIP

HEIGHT 6-1/16" | REACH 6-11/16"  
FLOW MAX. 1.5 GPM/5.7 LPM @ 60 psi

**B. TWO LEVER LAVATORY FAUCET**

➤ 4" center-set faucet ➤ Ceramic disc cartridge ➤ Pop-up drain assembly included ➤ 1/2" MIP

HEIGHT 4-7/16" | REACH 6-13/16"  
FLOW MAX. 1.5 GPM/5.7 LPM @ 60 psi

**C. TUB & SHOWER FAUCET**

➤ Three settings ➤ Ceramic disc cartridge ➤ 1/2" slip-fit tub spout ➤ 1/2" MIP

SPOUT FLOW MIN. 2.4 GPM/9 LPM @ 20 psi  
SHOWER HEAD FLOW MAX. 2.0 GPM/7.6 LPM @ 80 psi

**D. ROMAN TUB FAUCET WITH HAND HELD SHOWER**

➤ 4 hole with three setting hand held shower ➤ Ceramic disc cartridge ➤ 1/2" MIP

HEIGHT 7-1/8" | REACH 10-9/16" | FLOW MIN. 2.4 GPM/9 LPM @ 20 psi  
HAND SHOWER FLOW MAX. 2.5 GPM/9.5 LPM @ 80 psi

**COSMOS FAUCETS | RETAIL PACK****A. SINGLE LEVER LAVATORY FAUCET**

PVD SATIN NICKEL 15

06-4588PSN **\$197.99**

POLISHED CHROME 26

06-4588P **\$159.48**

CASE QTY

6

**B. TWO LEVER LAVATORY FAUCET**06-4682PSN **\$199.63**06-4682P **\$159.15**

6

**C. TUB & SHOWER FAUCET**06-9588ASSN **\$421.76**06-9588AS **\$383.23**

4

**TUB & SHOWER TRIM KIT\* BUILDER PACK**06-9588SNT\* **\$238.72**06-9588T\* **\$124.22**

4

**SHOWER ONLY TRIM KIT\* BUILDER PACK**06-9588SNTSO\* **\$190.68**06-9588TSO\* **\$ 96.36**

4

**D. ROMAN TUB FAUCET WITH HAND HELD SHOWER**06-4089HSSN **\$707.09**06-4089HS **\$553.15**

2

## KAI

**A. LAVATORY FAUCET**

➤ 4" center-set faucet with high arc swivel spout ➤ Ceramic disc cartridge ➤ Pop-up drain assembly included ➤ 1/2" MIP

HEIGHT 7-3/16" | REACH 7-7/8" | FLOW MAX. 1.5 GPM/5.7 LPM @ 60 psi

**B. TUB & SHOWER FAUCET**

➤ Three settings ➤ Ceramic disc cartridge ➤ 1/2" slip-fit spout ➤ 1/2" MIP

SPOUT FLOW MIN. 2.4 GPM/9 LPM @ 20 psi | SHOWER HEAD FLOW MAX. 2.0 GPM/7.6 LPM @ 80 psi

**KAI FAUCETS | RETAIL PACK****A. LAVATORY FAUCET**

POLISHED CHROME 26

06-4621P **\$172.97**

CASE QTY

6

**B. TUB & SHOWER FAUCET**06-9521AS **\$291.10**

4

**TUB & SHOWER TRIM KIT\* BUILDER PACK**06-9521T\* **\$143.10**

4

**SHOWER ONLY TRIM KIT\* BUILDER PACK**06-9521TSO\* **\$117.90**

4

\*VALVE SOLD SEPARATELY (SEE PG. 131)

## BRENTWOOD

**A. LAVATORY FAUCET**

- 4" center-set faucet with swivel spout
- Ceramic disc cartridge
- Pop-up drain assembly included
- 1/2" MIP

HEIGHT 7-7/16" | REACH 7-7/16" | FLOW MAX. 1.5 GPM/5.7 LPM @ 60 psi

**B. TUB & SHOWER FAUCET**

- Single setting with anti-clog nozzles
- Ceramic disc cartridge
- 1/2" slip-fit tub spout
- 1/2" MIP

SPOUT FLOW MIN. 2.4 GPM/9 LPM @ 20 psi | SHOWER HEAD FLOW MAX. 2.0 GPM/7.6 LPM @ 80 psi

**BRENTWOOD FAUCETS | RETAIL PACK****A. LAVATORY FAUCET****B. TUB & SHOWER FAUCET**

TUB & SHOWER TRIM KIT\* BUILDER PACK

SHOWER ONLY TRIM KIT\* BUILDER PACK

**AGED BRONZE 10B+****CASE QTY**

06-4804BRN	<b>\$331.55</b>	4
06-9504BRN	<b>\$470.98</b>	4
06-9504BRNT*	<b>\$288.43</b>	4
06-9504BRNTSO*	<b>\$250.87</b>	4

## CALEDONIA

**A. LAVATORY FAUCET WITH HIGH ARC SWIVEL SPOUT**

- 4" center-set faucet with high arc swivel spout
- Washerless cartridge
- Pop-up drain assembly included
- 1/2" MIP

HEIGHT 7-1/4" | REACH 6-11/16" | FLOW MAX. 1.5 GPM/5.7 LPM @ 60 psi

**B. TUB & SHOWER FAUCET**

- Three settings
- Ceramic disc cartridge
- 1/2" slip-fit spout
- 1/2" MIP

SPOUT FLOW MIN. 2.4 GPM/9 LPM @ 20 psi | SHOWER HEAD FLOW MAX. 2.0 GPM/7.6 LPM @ 80 psi

**CALEDONIA FAUCETS | RETAIL PACK****A. LAVATORY FAUCET WITH HIGH ARC SWIVEL SPOUT****B. TUB & SHOWER FAUCET**

TUB & SHOWER TRIM KIT\* BUILDER PACK

SHOWER ONLY TRIM KIT\* BUILDER PACK

**PVD SATIN NICKEL 15****POLISHED CHROME 26****CASE QTY**

06-4491PSN	<b>\$190.94</b>	06-4491P	<b>\$174.12</b>	6
06-9936ASSN	<b>\$369.38</b>	06-9936AS	<b>\$308.62</b>	4
06-9936SNT*	<b>\$240.69</b>	06-9936T*	<b>\$142.03</b>	4
06-9936SNTSO*	<b>\$201.14</b>	06-9936TSO*	<b>\$116.91</b>	4

\*VALVE SOLD SEPARATELY (SEE PG. 131)

## VICTORIA



TUB MOUNT APPLICATION



WALL MOUNT APPLICATION

**VICTORIA WALL MOUNT OR TUB MOUNT FAUCET**

- Three hole wall or tub mount with single setting hand held shower
- Ceramic disc cartridge
- 1/2" MIP

SPOUT FLOW MIN. 2.4 GPM/9 LPM @ 20 psi | SHOWER HEAD FLOW MAX. 2.5 GPM/9.5 LPM @ 80 psi

**VICTORIA FAUCET | RETAIL PACK****POLISHED CHROME 26****CASE QTY**

WALL MOUNT OR TUB MOUNT FAUCET	06-9626	<b>\$555.70</b>	4
--------------------------------	---------	-----------------	---

# BASICS FAUCETS

## BACK TO BASICS



INFINITY FAUCET IN POLISHED CHROME

Our Basics faucet assortment delivers excellent value. Essential products combined with smart prices, allow this versatile line to find its place in any bathroom.

### INFINITY



**A. TWO LEVER LAVATORY FAUCET**

- 4" center-set faucet ➤ Washerless cartridge
- Pop-up drain assembly included ➤ 1/2" MIP

HEIGHT 4-3/8" | REACH 3-9/16" | FLOW MAX. 1.5 GPM/5.7 LPM @ 60 psi



**B. SINGLE LEVER LAVATORY FAUCET**

- 4" center-set faucet ➤ Stainless steel ball valve
- Pop-up drain assembly included
- 1/2" MIP

HEIGHT 4-13/16" | REACH 5-7/8" | FLOW MAX. 1.5 GPM/5.7 LPM @ 60 psi



**C. TUB & SHOWER FAUCET**

- Single setting shower head with anti-clog rubber nozzles ➤ Ceramic disc cartridge
- 1/2" slip-fit tub spout ➤ 1/2" MIP

SPOUT FLOW MIN. 2.4 GPM/9 LPM @ 20 psi  
SHOWER HEAD FLOW MAX 2.5 GPM/9.5 LPM @ 80 psi

INFINITY FAUCETS   RETAIL PACK	POLISHED CHROME 26	CASE QTY
A. TWO LEVER LAVATORY FAUCET	06-4605P \$94.56	6
B. SINGLE LEVER LAVATORY FAUCET	06-4579P \$124.12	6
C. TUB & SHOWER FAUCET	06-9966AS \$245.49	4

# SUNGLOW



## A. LAVATORY FAUCET

› 4" center-set faucet with acrylic handles › Washerless cartridge › 1/2" MIP › Not ADA compliant

HEIGHT 2-7/8" | REACH 5-9/16" | FLOW MAX. 2.2 GPM/8.3 LPM @ 60 psi



## B. LAVATORY FAUCET

› 4" center-set faucet with acrylic handle › Stainless steel ball valve › 1/2" MIP › Not ADA compliant

HEIGHT 5-15/16" | REACH 5-3/8" | FLOW MAX. 2.2 GPM/8.3 LPM @ 60 psi



## C. LAVATORY FAUCET

› 4" center-set faucet with metal handles › Washerless cartridge › 1/2" MIP › Not ADA compliant

HEIGHT 3" | REACH 5-1/2" | FLOW MAX. 2.2 GPM/8.3 LPM @ 60 psi



## D. TUB & SHOWER FAUCET

› Single setting shower head › Washerless stainless ball valve › 1/2" screw-on tub spout › Not ADA compliant

SPOUT FLOW MIN. 2.4 GPM/9 LPM @ 20 psi  
SHOWER HEAD FLOW MAX. 2.5 GPM/9.5 LPM @ 80 psi



## E. TUB & SHOWER FAUCET

› Single setting shower head › Washerless cartridge › 1/2" MIP › 1/2" slip-fit tub spout › Not ADA compliant

SPOUT FLOW MIN. 2.4 GPM/9 LPM @ 20 psi  
SHOWER HEAD FLOW MAX. 2.5 GPM/9.5 LPM @ 80 psi



## F. TUB & SHOWER FAUCET

› Single setting shower head › Washerless cartridge › 1/2" slip-fit tub spout › Not ADA compliant

SPOUT FLOW MIN. 2.4 GPM/9 LPM @ 20 psi  
SHOWER HEAD MAX. FLOW 2.5 GPM/9.5 LPM @ 80 psi

### SUNGLOW FAUCETS | RETAIL PACK

A. 4" TWO ACRYLIC HANDLES LAVATORY FAUCET	06-4472H	\$ 51.14	6
B. 4" SINGLE ACRYLIC HANDLE LAVATORY FAUCET	06-4411H	\$ 74.11	6
C. 4" TWO METAL HANDLES LAVATORY FAUCET	06-4475MH	\$ 75.22	6
D. SINGLE ACRYLIC TUB & SHOWER FAUCET	06-9906	\$141.83	4
E. SINGLE ACRYLIC HANDLE PRESSURE BALANCE TUB & SHOWER FAUCET	06-9906AS	\$173.87	4
F. TWO ACRYLIC HANDLE TUB & SHOWER FAUCET	06-9907	\$162.00	4

POLISHED CHROME 26	CASE QTY
06-4472H	6
06-4411H	6
06-4475MH	6
06-9906	4
06-9906AS	4
06-9907	4

# FUNDAMENTALS



## A. LAVATORY FAUCET

› 4" center-set › All resin construction faucet › Washerless cartridge › 1/2" MIP › Not ADA compliant

HEIGHT 6-11/32" | REACH 5-29/32" FLOW 1.5 GPM/5.7 LPM @ 60 psi



## B. LAVATORY FAUCET

› 4" center-set › All resin construction faucet › Washerless cartridge › 1/2" MIP › Not ADA compliant

HEIGHT 2-7/8" | REACH 5-5/8" FLOW 1.5 GPM/5.7 LPM @ 60 psi



## C. LAVATORY FAUCET

› 4" center-set › All resin construction faucet › Washerless cartridge › 1/2" MIP

HEIGHT 3-3/16" | REACH 5-5/8" FLOW 1.5 GPM/5.7 LPM @ 60 psi



## D. LAVATORY FAUCET

› 4" center-set › All resin construction faucet › Washerless cartridge › 1/2" MIP › Not ADA compliant

HEIGHT 2-23/32" | REACH 5-5/8" FLOW 1.5 GPM/5.7 LPM @ 60 psi

### FUNDAMENTALS FAUCETS | RETAIL PACK

A. 4" SINGLE ACRYLIC HANDLE LAVATORY FAUCET	06-4430	\$49.95	6
B. 4" TWO ACRYLIC HANDLES LAVATORY FAUCET	06-4431	\$36.43	6
C. 4" TWO LEVER HANDLES LAVATORY FAUCET	06-4432	\$57.46	6
D. 4" TWO HANDLES LAVATORY FAUCET	06-4433	\$52.75	6

POLISHED CHROME 26	CASE QTY
06-4430	6
06-4431	6
06-4432	6
06-4433	6

# PRO/TRIM TUB & SHOWER KITS

MAKE IT RAIN



A.



B.



C.



D.



E.



F.



G.



All of our Pro/Trim faucets are WaterSense® certified \*except where noted



**DON'T FORGET!**

TO ORDER A VALVE (See pg. 131)

BUILDER PACK	DESCRIPTION	AGED BRONZE 10B+	PVD SATIN NICKEL 15	POLISHED CHROME 26	CASE QTY
<b>A. ZURICH*</b>	Tub & Shower trim kit	-	-	06-9301T <b>\$282.59</b>	4
SHOWER HEAD FLOW MAX. 2.5 GPM/9.5 LPM @ 80 PSI	Shower Only trim kit	-	-	06-9301TSO <b>\$236.16</b>	4
SPOUT FLOW MIN. 2.4 GPM/9 LPM @ 20 PSI					
<b>B. ASTRAL</b>	Tub & Shower trim kit	-	-	06-9522T <b>\$244.48</b>	4
SHOWER HEAD FLOW MAX. 2.0 GPM/7.6 LPM @ 80 PSI	Shower Only trim kit	-	-	06-9522TSO <b>\$210.60</b>	4
SPOUT FLOW MIN. 2.4 GPM/9 LPM @ 20 PSI					
<b>C. DIXON</b>	Tub & Shower trim kit	-	-	06-9307T <b>\$267.71</b>	4
SHOWER HEAD FLOW MAX. 2.0 GPM/7.6 LPM @ 80 PSI	Shower Only trim kit	-	-	06-9307TSO <b>\$223.70</b>	4
SPOUT FLOW MIN. 2.4 GPM/9 LPM @ 20 PSI					
<b>D. COSMOS</b>	Tub & Shower trim kit	-	06-9588SNT <b>\$238.72</b>	06-9588T <b>\$124.22</b>	4
SHOWER HEAD FLOW MAX. 2.0 GPM/7.6 LPM @ 80 PSI	Shower Only trim kit	-	06-9588SNTSO <b>\$190.68</b>	06-9588TSO <b>\$96.36</b>	4
SPOUT FLOW MIN. 2.4 GPM/9 LPM @ 20 PSI					
<b>E. KAI</b>	Tub & Shower trim kit	-	-	06-9521T <b>\$143.10</b>	4
SHOWER HEAD FLOW MAX. 2.0 GPM/7.6 LPM @ 80 PSI	Shower Only trim kit	-	-	06-9521TSO <b>\$117.90</b>	4
SPOUT FLOW MIN. 2.4 GPM/9 LPM @ 20 PSI					
<b>F. BRENTWOOD</b>	Tub & Shower trim kit	06-9504BRNT <b>\$288.43</b>	-	-	
SHOWER HEAD FLOW MAX. 2.0 GPM/7.6 LPM @ 80 PSI	Shower Only trim kit	06-9504BRNTSO <b>\$250.87</b>	-	-	
SPOUT FLOW MIN. 2.4 GPM/9 LPM @ 20 PSI					
<b>G. CALEDONIA</b>	Tub & Shower trim kit	-	06-9936SNT <b>\$240.69</b>	06-9936T <b>\$142.03</b>	4
SHOWER HEAD FLOW MAX. 2.0 GPM/7.6 LPM @ 80 PSI	Shower Only trim kit	-	06-9936SNTSO <b>\$201.14</b>	06-9936TSO <b>\$116.91</b>	4
SPOUT FLOW MIN. 2.4 GPM/9 LPM @ 20 PSI					


## PRO/VALVE

### AVAILABLE OPTIONS



- Available with or without integral stops
- PEX inlets or 1/2" copper (12.7 mm) x MIP (NPT)
- Shower only or tub and shower configurations

### STANDARD FEATURES

- Constructed of forged solid brass
- Stainless steel mounting bracket
- Reversible pressure balanced ceramic disc cartridge
- Back-to-back installation capability
- Removable cover for protection during wall/tile installation
- Easy to set temperature limit stop



ZURICH SHOWER KIT IN POLISHED CHROME



BUILDER PACK			CASE QTY
<b>TUB AND SHOWER VALVE</b>			
1/2" MALE NPT AND INTEGRAL STOPS	06-V0002	<b>\$236.10</b>	8
PEX INLETS AND INTEGRAL STOPS	06-V0004	<b>\$236.10</b>	8
PEX INLETS WITHOUT INTEGRAL STOPS	06-V0006	<b>\$187.56</b>	8
1/2" MALE NPT WITHOUT INTEGRAL STOPS	06-V0008	<b>\$187.56</b>	8
<b>SHOWER ONLY VALVE</b>			
1/2" MALE NPT AND INTEGRAL STOPS	06-V0003	<b>\$236.10</b>	8
PEX INLETS AND INTEGRAL STOPS	06-V0005	<b>\$236.10</b>	8
PEX INLETS WITHOUT INTEGRAL STOPS	06-V0007	<b>\$187.56</b>	8
1/2" MALE NPT WITHOUT INTEGRAL STOPS	06-V0009	<b>\$187.56</b>	8



# KITCHEN FAUCETS

## EVERYTHING BUT THE KITCHEN SINK



LUNA INDUSTRIAL FAUCET



### FAUCET CERTIFICATIONS

**At Taymor, we take high standards seriously.**

We ensure our faucets have undergone rigorous quality control procedures and meet or exceed industry standards.



Meets or exceeds the product safety and performance standards of the Canadian Standards Association.



Products bearing the cUPC® mark are listed with the International Association of Plumbing and Mechanical Officials (IAPMO) and are in compliance with applicable North American codes and standards.



Taymor adheres to the Americans with Disabilities Act (ADA) to ensure accessible design for all.



Our fixtures are low lead compliant while meeting the National Sanitation Foundation (NSF) standards for lead content unless stated otherwise.



## IN THE KITCHEN

Taymor kitchen faucets unite timeless design with practical features and quality materials, offering unparalleled performance for years to come. From the basics, such as easy-to-operate temperature and flow control, to chef style with a stainless steel hi-arc swing spout—there's a Taymor kitchen faucet to complement your lifestyle perfectly.



ASTRAL PULL-DOWN IN POLISHED CHROME WITH BLACK ACCENT

## KITCHEN FAUCETS



### LUNA INDUSTRIAL

› Single lever handle › High-arc swing spout with 180° spout rotation › Two-function pull-down spray head with push button control › Magnetic docking system › Stainless steel hose and spiral protector coil › Ceramic disc cartridge

HEIGHT 20-3/8" | REACH 10-7/16" | FLOW MAX. 2.2 GPM/8.3 LPM @ 60 psi

RETAIL PACK	POLISHED CHROME 26	CASE QTY
06-8728S	<b>\$454.20</b>	3



### LUNA

› Single lever handle › High-arc swing spout with 180° spout rotation › Two-function pull-down spray head with twist control › Magnetic docking system › Ceramic disc cartridge › Optional escutcheon plate included

HEIGHT 18-13/32" | REACH 9-27/32" | FLOW MAX. 2.2 GPM/8.3 LPM @ 60 psi

RETAIL PACK	POLISHED CHROME 26	CASE QTY
06-8725S	<b>\$470.65</b>	6



### ASTRAL

› Single lever handle › High-arc swing spout with 180° spout rotation › Ceramic disc cartridge › Optional escutcheon plate included

HEIGHT 12-5/8" | REACH 10-1/8" | FLOW MAX. 2.2 GPM/8.3 LPM @ 60 psi

RETAIL PACK	POLISHED CHROME 26	CASE QTY
06-8722	<b>\$316.83</b>	6



### ASTRAL PULL-DOWN

› Single lever handle › High-arc swing spout with 180° spout rotation › Pull-down spray head › Ceramic disc cartridge › Optional escutcheon plate included

HEIGHT 14-11/16" | REACH 10-1/8" | FLOW MAX. 2.2 GPM/8.3 LPM @ 60 psi

RETAIL PACK	POLISHED CHROME 26	CASE QTY
06-8722S	<b>\$411.88</b>	4
<b>POLISHED CHROME 26 w/BLACK ACCENT</b>		
06-8722SBLK	<b>\$428.37</b>	4



### CYPRESS

› Single lever handle › High-arc spout › Two-function pull-out spray head with push button control › Ceramic disc cartridge › Optional escutcheon plate included

HEIGHT 13-1/8" | REACH 10-1/8" | FLOW MAX. 2.2 GPM/8.3 LPM @ 60 psi

RETAIL PACK	POLISHED CHROME 26	CASE QTY
06-8853S	<b>\$409.07</b>	4



### DEVON

- › Single lever handle › High-arc swing spout with 180° spout rotation › Two-function pull-down spray head with push button control › Ceramic disc cartridge › Optional escutcheon plate included

HEIGHT 15-7/8" | REACH 11-1/2" | FLOW MAX. 2.2 GPM/8.3 LPM @ 60 psi

RETAIL PACK	POLISHED CHROME 26	CASE QTY
06-8724S	<b>\$387.41</b>	4
SATIN STAINLESS STEEL 32D		
06-8724SSS	<b>\$412.75</b>	4



### COSMOS

- › Single lever handle › Swing spout with 90° spout rotation › Two-function pull-out spray head with push button control › Ceramic disc cartridge › Optional escutcheon plate included

HEIGHT 9-5/8" | REACH 12" | FLOW MAX. 2.2 GPM/8.3 LPM @ 60 psi

RETAIL PACK	POLISHED CHROME 26	CASE QTY
06-8845S	<b>\$411.48</b>	4



### BERWYN

- › Single lever handle › Swing spout with 90° spout rotation › Two-function pull-out spray head with push button control › Ceramic disc cartridge › Optional escutcheon plate included

HEIGHT 7-5/16" | REACH 11-7/8" | FLOW MAX. 2.2 GPM/8.3 LPM @ 60 psi

RETAIL PACK	POLISHED CHROME 26	CASE QTY
06-8844S	<b>\$244.07</b>	4
SATIN STAINLESS STEEL 32D		
06-8844SSS	<b>\$271.56</b>	4



### BRENTWOOD

- › Single lever handle › High-arc swing spout with 180° spout rotation › Includes side spray and soap dispenser › Ceramic disc cartridge › 3-hole 8" installation

HEIGHT 13-1/4" | REACH 10-15/16" | FLOW MAX. 2.2 GPM/8.3 LPM @ 60 psi

RETAIL PACK	AGED BRONZE	CASE QTY
06-8704BRN	<b>\$591.53</b>	6



### CALEDONIA

- › Two handles › High-arc swing spout with 180° spout rotation › Washerless cartridge › 3-hole 8" installation

HEIGHT 11-3/8" | REACH 10-1/16" | FLOW MAX. 2.2 GPM/8.3 LPM @ 60 psi

RETAIL PACK	PVD SATIN NICKEL 15	CASE QTY
06-8701LSN	<b>\$214.69</b>	6

# BASICS KITCHEN FAUCETS

## BACK TO BASICS



### INFINITY

- › Two handles › High-arc swing spout with 180° spout rotation
- › Washerless cartridge › 3-hole 8" installation

HEIGHT 8" | REACH 8-1/16" | FLOW MAX. 1.8 GPM/6.8 LPM @ 60 psi

RETAIL PACK	POLISHED CHROME 26	CASE QTY
	06-8705 <b>\$134.40</b>	6



### INFINITY PULL-OUT

- › Single lever handle › Swing spout › Pull-out spray head
- › Ceramic disc cartridge › Optional escutcheon plate included

HEIGHT 9" | REACH 10-11/16" | FLOW MAX. 2.2 GPM/8.3 LPM @ 60 psi

RETAIL PACK	POLISHED CHROME 26	CASE QTY
	06-8831S <b>\$197.85</b>	6
	PVD SATIN NICKEL 15	
	06-8831SSN <b>\$239.65</b>	6



### INFINITY

- › Single lever handle › Swing spout › Stainless steel ball valve
- › 3-hole 8" installation

HEIGHT 7" | REACH 9-5/8" | FLOW MAX. 2.2 GPM/8.3 LPM @ 60 psi

RETAIL PACK	POLISHED CHROME 26	CASE QTY
	06-8830 <b>\$179.61</b>	6



### INFINITY SIDE SPRAY

- › Single lever handle › Swing spout › Includes side spray
- › Stainless steel ball valve › 3-hole 8" installation

HEIGHT 7" | REACH 9-5/8" | FLOW MAX. 2.2 GPM/8.3 LPM @ 60 psi

RETAIL PACK	POLISHED CHROME 26	CASE QTY
	06-8830S <b>\$198.54</b>	6



### SUNGLOW

- › Three hole swivel spout 8" center-set faucet with acrylic handles
- › Washerless cartridge › 1/2" MIP › Not ADA compliant

HEIGHT 6-3/16" | REACH 9-1/8" | FLOW MAX. 2.2 GPM/8.3 LPM @ 60 psi

RETAIL PACK	POLISHED CHROME 26	CASE QTY
06-8867H	<b>\$71.79</b>	6



### SUNGLOW

- › Three hole swivel spout 8" center-set faucet with metal handles
- › Washerless cartridge › 1/2" MIP › Not ADA compliant

HEIGHT 6-5/16" | REACH 9-1/8" | FLOW MAX. 2.2 GPM/8.3 LPM @ 60 psi

RETAIL PACK	POLISHED CHROME 26	CASE QTY
06-8875MH	<b>\$91.69</b>	6



### ESSENCE

- › Three hole 8" center-set faucet › Stainless steel ball valve › 1/2" MIP

HEIGHT 7-5/16" | REACH 9-9/16" | FLOW MAX. 2.2 GPM/8.3 LPM @ 60 psi

RETAIL PACK	POLISHED CHROME 26	CASE QTY
06-8827H	<b>\$90.68</b>	6

## UTILITY FAUCETS



### INFINITY BAR FAUCET

- › 4" center-set faucet › Washerless cartridge
- › High-arc swing spout with 180° spout rotation

HEIGHT 8-11/16" | REACH 5-1/4" | FLOW MIN. 1.8 GPM/6.8 LPM @ 20 psi

RETAIL PACK	POLISHED CHROME 26	CASE QTY
06-4485	<b>\$101.75</b>	6



### INFINITY LAUNDRY FAUCET

- › 4" center-set faucet with threaded spout for convenient hose hook-up › High-arc swing spout with 180° spout rotation › Washerless cartridge

HEIGHT 6-5/8" | REACH 5-5/16" | FLOW MIN. 2.4 GPM/9 LPM @ 20 psi

RETAIL PACK	POLISHED CHROME 26	CASE QTY
06-4486	<b>\$ 89.13</b>	6



### SUNGLOW LAUNDRY FAUCET

- › 4" center-set faucet with threaded spout for convenient hose hook-up › Washerless cartridge › 1/2" MIP › Not ADA compliant

HEIGHT 4-1/2" | REACH 7-1/8" | FLOW MIN. 4.0 GPM/15 LPM @ 20 psi

RETAIL PACK	POLISHED CHROME 26	CASE QTY
06-4482H	<b>\$ 72.36</b>	6

# WARRANTY INFORMATION

## DOOR HARDWARE & COMMERCIAL LOCKS & HARDWARE WARRANTY

Taymor is pleased to offer a Mechanical and Finish Warranty against defects in materials and workmanship for one full year to the original purchaser, effective from the date of purchase, unless otherwise specified. This warranty excludes products that have been damaged through misuse, accidental damage, alteration, normal wear and tear, or the use of corrosive or abrasive cleaning agents. This warranty is non-transferable and applies to products installed in a residential setting. Commercial use is only covered for our Commercial products as outlined in the chart below. Taymor is not liable for damages caused by incorrect installation nor incidental or consequential damages. At the company's discretion, Taymor will replace any part or finish that proves to be defective in material and/or workmanship under normal installation, use and service.

	PREMIER SERIES	PROFESSIONAL SERIES®	BUILDER SERIES	EPIC LOCK SERIES®	MORTISE LOCKS	COMMERCIAL GRADE 1 Locksets, Door Closers & Exit Hardware	COMMERCIAL OTHER Locksets, Door Closers & Exit Hardware
<b>Mechanical</b>	Lifetime*	Lifetime*	25 year	Lifetime*	10 year	10 year	5 year
<b>Finish</b>	Lifetime*	5 year	5 year	1 year	1 year	1 year	1 year
<b>Electronic**</b>	-	1 year	-	-	-	-	-

\* Limited Lifetime  
 \*\*Applies to Taymor Professional Series® Concierge electronic deadbolts only.

## BATH HARDWARE & FAUCETS WARRANTY

Taymor is pleased to offer a Limited Lifetime Warranty against defects in materials and workmanship, to the original consumer purchaser from the date of purchase, as long as the original consumer purchaser owns the home in which the product(s) are installed.

This warranty excludes products that have been damaged through misuse, accidental damage, alteration, normal wear and tear, or by the use of corrosive or abrasive cleaning agents. This warranty applies to products installed in a residential setting. Purchasers for industrial, commercial and business usage are covered by a 5 year limited warranty from the date of purchase.

Taymor is not liable for damages caused by incorrect installation nor incidental or consequential damages. At the company's discretion, Taymor will replace any part or finish that proves to be defective in material and/or workmanship under normal installation, use and service. This warranty does not cover shipping costs, labor costs or any other cost associated with the installation or replacement of the product/parts and is extended only to the original consumer purchaser of the product(s).

**\*Taymor Fundamentals faucets are backed by a 1 Year Limited Warranty**

## CARE & CLEANING TIPS

Taymor uses advanced technology to create a finish highly resistant to the effects of weather and normal wear and tear. Over time, frequency of use will cause some finishes to gracefully age in appearance. Additionally, exposure to atmospheric conditions and elements such as cleaning chemicals may cause some changes to occur. These finish changes are not considered manufacturing defects and are not covered by warranty. Rather, they are indicative of normal wear and tear. As always, following the manufacturer's care instructions will safeguard the longevity of your cherished Taymor product.

**DO:** Clean the product with mild soap and warm water. For best results, dry immediately with a soft, clean cloth.

**DON'T:** Do not use abrasive sponges or scouring agents for cleaning. We also advise against the use of solvents or acidic cleaners, lime scale removers, household vinegar and cleaning agents containing acetic acid.

**For additional information** or questions regarding Taymor warranties, please contact our Customer Service team:

**WEST** | 800 267 4774 | [custserv@taymor.com](mailto:custserv@taymor.com)

**EAST** | 800 387 7064 | [customerservicetor@taymor.com](mailto:customerservicetor@taymor.com)

# TERMS & CONDITIONS

## TERMS

All terms and conditions are subject to change without notice. Invoices are due Net 30 days from date of invoice. Past due accounts are subject to a service charge of 2% per month.

## FREIGHT

Taymor Warehouse orders are prepaid as per the following grid.

### PREPAID FREIGHT ON ORDERS

\$500 or more	for British Columbia, Alberta, Saskatchewan, Manitoba, Ontario, New Brunswick, Nova Scotia & Prince Edward Island
\$750 or more	for Northern Ontario, Northern Quebec & Newfoundland/Labrador

All orders to the Northwest Territories, Yukon & Nunavut are FOB Taymor unless otherwise specified

Warehouse orders not meeting the minimums specified above are FOB Taymor warehouse. Unless the method of transportation is specified at the time of order, we will use the most cost effective carrier available. Container Direct orders are not covered by the above. All freight specifics for Container Direct will be detailed at the time of order.

## MINIMUM ORDER

Orders under \$50 total value will be subject to an additional \$5 service charge for packing and invoicing.

## BACK ORDERS

Back orders will be shipped prepaid. If back orders are not desired, please specify on your original order.

## SHORTAGES & OTHER IRREGULARITIES

Unless Taymor is notified within 5 days of receipt of shipment of any shortages or irregularities regarding quantities shipped, terms or conditions of sale, it will be assumed that the customer has accepted the order as shipped and invoiced. **Customer must initiate and file a claim with the carrier for missing or damaged goods, as the carrier is responsible once they sign the bill of lading. Please note any discrepancies on the carrier's delivery slip before accepting shipment and request an inspection by the carrier.**

## RETURNED GOODS POLICY

- › Taymor considers all sales final.
- › All returns require prior authorization. Please include R.G.A # (Returned Goods Agreement #) in each box returned complete with: item #, description, quantity, condition of goods and freight responsibility.
- › All documentation including packing slips, waybills and claims must prominently state the R.G.A #.
- › All unauthorized returns are subject to a 30% restocking charge, if accepted by Taymor.
- › Please contact your sales representative for further information.
- › All returned goods must be in saleable condition. Products/Goods returned in shop worn or severely damaged condition and/or missing parts will not be accepted. Please contact your Taymor Sales Associate for inspection and resolution prior to returning.
- › Products that have been purchased over 12 months prior to a return are subject to review by the Taymor Sales Associate prior to shipping to Taymor warehouses.
- › Discontinued and special order items cannot be returned.
- › Return transportation must be prepaid by the customer.
- › All credits will be issued at the invoiced price at the time of original purchase.

## PRICES

All prices are subject to change without notice. Errors and omissions are subject to corrections. Merchandise will be shipped at prices in effect at time of receipt of order. All prices are exclusive of GST/HST/QST and other taxes that may apply.

# DOOR HARDWARE INDEX

<b>CAM LOCKS</b>	<b>65</b>	<b>DOOR HINGES</b>	<b>58-59</b>
		Residential	<b>81</b>
		Commercial	
<b>CHAIN CHECKS</b>	<b>65</b>		
<b>CLOSET HARDWARE</b>		<b>DOOR KNOCKERS</b>	<b>53</b>
Adjustable Metal Closet Rods	<b>62</b>		
Bolts - surface/flush	<b>62</b>	<b>DOOR PULLS WITH PUSH PLATES</b>	<b>81</b>
Break-off screws	<b>61</b>		
Catches	<b>63</b>	<b>DOOR STOPS</b>	
Finger Pulls	<b>62</b>	Residential	<b>60</b>
Knobs	<b>61</b>	Commercial	<b>81</b>
Pole Socket Sets	<b>62</b>		
Shelf & Rod Supports	<b>62</b>	<b>DOOR VIEWERS</b>	<b>55</b>
<b>DEADBOLTS</b>			
Builder Series		<b>ELECTRONIC DEABOLTS</b>	<b>44-45</b>
Deadbolts	<b>48</b>	(see Deadbolts)	
Commercial Series		<b>EXIT HARDWARE</b>	
Grade 1 Deadbolt	<b>68</b>	Commercial	
Occupancy Indicator Deadbolt	<b>70</b>	900 Series Push Bars	<b>79</b>
Single Cylinder Deadbolt	<b>70-71</b>	8500 Series Push Pads	<b>78</b>
Single Sided Communicating Deadbolt	<b>70</b>	9700 Series Push Pads	<b>77</b>
Epic Lock Series®		9700/8500 Escutcheon Lever Trims	<b>79</b>
Single Cylinder Deadbolt	<b>49</b>	9700/8500 Knob and Lever Trims	<b>78</b>
Double Cylinder Deadbolt	<b>49</b>	9700/8500 Outside Thumbpiece Trims	<b>79</b>
Premier Series		Accessories	<b>81</b>
Premier Deadbolts	<b>28</b>		
Pro Deadbolts	<b>28</b>	<b>FINISH GUIDES</b>	<b>89</b>
Professional Series®			
Combo Pack - Villa knob & Deadbolt	<b>46</b>	<b>FLOOR STOPS</b>	<b>81</b>
Electronic Deadbolts	<b>44-45</b>		
Double Cylinder Deadbolt	<b>46</b>	<b>HANDRAIL BRACKETS</b>	<b>63</b>
Single Cylinder Deadbolt	<b>46</b>		
<b>DEADLOCKS</b>		<b>HANDLESETS</b>	
Double & Single Cylinder	<b>64</b>	Epic Lock Series®	
		Handleset	<b>49</b>
<b>DOOR CLOSERS</b>		Premier Series	
Commercial		London	<b>22</b>
Grade 1 - 1900 Series	<b>75</b>	Professional Series®	
Grade 1 - 4000 Series	<b>74</b>	Ashford	<b>39</b>
Grade 2 - 550 Series	<b>76</b>	Cardiff	<b>39</b>
Grade 3 - 600 Series	<b>76</b>	Fjord	<b>38</b>
Grade 3 - 690 Series	<b>76</b>	Madera	<b>39</b>
Residential		Strait	<b>38</b>
1900 Series	<b>65</b>		
<b>DOOR GUARDS</b>	<b>64</b>		



<b>HANDLESET CUSTOMIZATION</b>	<b>88</b>	<b>MAIL BOX LOCK</b>	<b>65</b>
<b>HOUSE NUMBERS</b>	<b>54</b>	<b>MAIL SLOTS</b>	<b>55</b>
<b>HOUSE NUMBER PLAQUES</b>	<b>52</b>	<b>MAIL SLOT METAL SLEEVE INSERT</b>	<b>55</b>
<b>INTERCONNECTED LOCKS</b>		<b>MORTISE LOCKS</b>	
Taymore® Premier Interconnected Locks	<b>32-35</b>	Residential	
<b>KICK PLATES</b>	<b>56</b>	Cylinders	<b>31</b>
<b>KNOBSETS</b>		Bergen Mortise	<b>31</b>
Builder Series		Britannia Mortise	<b>31</b>
Gala	<b>48</b>	Stockholm Mortise	<b>31</b>
Commercial Series		Vega Mortise	<b>31</b>
Oxford	<b>71</b>	Commercial	
York	<b>70</b>	Accessories	<b>73</b>
Epic Lock Series®		Cylinders	<b>73</b>
Full Ball	<b>49</b>	Duke Mortise	<b>73</b>
Premier Series		<b>PARTS &amp; SERVICES</b>	
Barcelona	<b>27</b>	Commercial Parts	<b>87</b>
Professional Series®		Keying & Accessories	<b>86</b>
Capri Dome	<b>42</b>	Pro/Key Program	<b>83</b>
Combo Pack - Villa Knob & Deadbolt	<b>46</b>	Residential Parts	<b>84-85</b>
Coventry Oval	<b>43</b>	<b>PUSH PADS/BARS</b>	<b>77-79</b>
Manchester Dome	<b>42</b>	(see Exit Hardware)	
Squire Tulip	<b>43</b>	<b>PUSH PLATES</b>	<b>81</b>
Villa Ball	<b>42</b>	<b>RIM NIGHT LATCHES</b>	<b>65</b>
<b>LEVERSETS</b>		<b>ROSE KITS</b>	
Builder Series		Premier Series	
Erie	<b>48</b>	Square Contemporary Rose Kit	<b>29</b>
Orleans	<b>48</b>	<b>SLIDING DOOR LOCKS</b>	<b>47</b>
Harrison	<b>48</b>	<b>WALL STOPS</b>	<b>81</b>
Commercial Series			
Citadel	<b>69</b>		
Duke	<b>69</b>		
Excalibur	<b>70</b>		
Knight	<b>68</b>		
Windsor	<b>71</b>		
Epic Lock Series®			
Straight	<b>49</b>		
Arc	<b>49</b>		
Premier Series			
Bergen	<b>25</b>		
Britannia	<b>26</b>		
Catana	<b>23</b>		
Citation	<b>25</b>		
Copenhagen	<b>26</b>		
Equinox	<b>24</b>		
Essex	<b>27</b>		
Helsinki	<b>26</b>		
Stockholm	<b>25</b>		
Vega	<b>24</b>		
Wells	<b>27</b>		
Professional Series®			
Bristol	<b>41</b>		
Hampton	<b>40</b>		
Millennium	<b>40</b>		
Provence	<b>41</b>		
Seville	<b>40</b>		

# BATH HARDWARE INDEX

<b>BATH MATS</b>	<b>115</b>	<b>PAPER/TOWEL HOLDERS</b>	
<b>BATH SEATS</b>	<b>121</b>	Apex	<b>98</b>
<b>BATH SETS</b>		Astral	<b>95</b>
Brentwood	<b>102, 109</b>	Belcarra	<b>103</b>
Florence	<b>105, 109</b>	Brentwood	<b>102</b>
Infinity	<b>105, 109</b>	Crofton	<b>102</b>
Orion	<b>103, 109</b>	Dixon	<b>99</b>
Robson	<b>97, 109</b>	Florence	<b>105</b>
Sunglow	<b>107, 109</b>	Fundamentals	<b>106</b>
Ultra	<b>97, 109</b>	Lund	<b>100</b>
Yates	<b>104, 109</b>	Minimaliste	<b>100</b>
<b>BATHTUB SPLASH GUARDS</b>	<b>117</b>	Odyssey	<b>101</b>
<b>CADDIES - SHOWER &amp; BATHTUB</b>	<b>115</b>	Orion	<b>103</b>
<b>CLOTHES LINE - RETRACTABLE</b>	<b>108</b>	Qube	<b>96</b>
<b>CORNER SHOWER &amp; BATH BASKETS</b>	<b>116</b>	Sophia	<b>99</b>
<b>GRAB BARS</b>		Ultra	<b>97</b>
Decorative	<b>120</b>	Wave	<b>98</b>
Commercial	<b>121</b>	Yates	<b>104</b>
Concealed Mount	<b>120</b>	<b>ROBE HOOKS</b>	
Exposed Mount	<b>120</b>	Double	
Suction Cup - Assist	<b>120</b>	Apex	<b>98</b>
<b>INSTALLATION CLAMP</b>	<b>108</b>	Belcarra	<b>103</b>
<b>MIRRORS</b>	<b>112</b>	Brentwood	<b>102</b>
<b>PAPER HOLDERS</b>		Crofton	<b>102</b>
Allusion	<b>94</b>	Florence	<b>105</b>
Astral	<b>95</b>	Infinity	<b>105</b>
Belcarra	<b>103</b>	Lund	<b>100</b>
Brentwood	<b>102</b>	Lux	<b>100</b>
Columbia	<b>106</b>	Minimaliste	<b>100</b>
Cosmos	<b>101</b>	Odyssey	<b>101</b>
Dixon	<b>99</b>	Orion	<b>103</b>
Electra	<b>96</b>	Sunglow	<b>107</b>
Florence	<b>105</b>	Wave	<b>98</b>
Infinity	<b>105</b>	Yates	<b>104</b>
Lux	<b>100</b>	Single	
Naples	<b>97</b>	Allusion	<b>94</b>
Orion	<b>103</b>	Astral	<b>95</b>
Sunglow	<b>107</b>	Columbia	<b>106</b>
Yates	<b>104</b>	Cosmos	<b>101</b>
Zurich	<b>98</b>	Dixon	<b>99</b>
<b>PAPER HOLDERS - RECESSED</b>		Electra	<b>96</b>
Assorted Recessed	<b>108</b>	Fundamentals	<b>106</b>
Sunglow	<b>107</b>	Naples	<b>97</b>
<b>PAPER HOLDERS - VERTICAL</b>		Qube	<b>96</b>
Electra	<b>96</b>	Sophia	<b>99</b>
Lund	<b>100</b>	Ultra	<b>97</b>
		Zurich	<b>98</b>
		<b>SHELVES</b>	
		Glass	
		Sophia	<b>99</b>
		Towel	<b>111</b>
		<b>SHOWER/BATHTUB SQUEEGEE</b>	<b>117</b>
		<b>SHOWER CURTAINS</b>	<b>116</b>
		<b>SHOWER CURTAIN HOOKS</b>	<b>117</b>
		<b>SHOWER RODS &amp; FLANGES</b>	<b>118</b>

**SOAP DISHES**

Sunglow 107

**SOAP DISHES - RECESSED 107, 108****SOAP DISPENSERS 116****STORAGE**

Countertop 112

Floor Standing 113, 114

**TISSUE DISPENSER - RECESSED 108****TOOTHBRUSH & TUMBLER HOLDERS**

Sunglow 107

**TOWEL BARS**8" Hand Towel Bars  
Zurich 989" Hand Towel Bars  
Fundamentals 106  
Wave 9810" Hand Towel Bars  
Allusion 94  
Astral 9512" Hand Towel Bars  
Fundamentals 10615" Hand Towel Bars  
Fundamentals 10618" Towel bars  
Allusion 94  
Apex 98  
Astral 95  
Belcarra 103  
Brentwood 102  
Columbia 106  
Cosmos 101  
Crofton 102  
Dixon 99  
Electra 96  
Florence 105  
Fundamentals 106  
Infinity 105  
Lund 100  
Lux 100  
Minimaliste 100  
Naples 97  
Odyssey 101  
Orion 103  
Qube 96  
Sophia 99  
Sundial 107  
Sunglow 107  
Ultra 97  
Wave 98  
Yates 104  
Zurich 9824" Towel bars  
Allusion 94  
Apex 98  
Astral 95  
Belcarra 103  
Brentwood 102  
Columbia 106  
Cosmos 101  
Crofton 102  
Dixon 99  
Electra 96  
Florence 105  
Fundamentals 106  
Infinity 105  
Lund 100  
Lux 100

24" Towel bars - continued

Minimaliste 100  
Naples 97  
Odyssey 101  
Orion 103  
Qube 96  
Sundial 107  
Sunglow 107  
Sophia 99  
Ultra 97  
Wave 98  
Yates 104  
Zurich 98

30" Towel bars

Allusion 94  
Astral 95  
Brentwood 102  
Electra 96  
Florence 105  
Infinity 105  
Lux 100  
Odyssey 101  
Orion 103  
Qube 96  
Sunglow 107  
Wave 98

32" Towel bars

Sunglow 107

36" Towel bars

Sunglow 107

**TOWEL BARS, 3 ARM**

Fundamentals 106

**TOWEL BARS, DOUBLE**

24" Double Towel Bars

Astral 95  
Brentwood 102  
Fundamentals 106  
Orion 103**TOWEL HOLDERS**

Countertop 112

Floor Standing 113

**TOWEL RINGS**Apex 98  
Astral 95  
Belcarra 103  
Brentwood 102  
Columbia 106  
Cosmos 101  
Crofton 102  
Dixon 99  
Electra 96  
Florence 105  
Fundamentals 106  
Infinity 105  
Lund 100  
Lux 100  
Minimaliste 100  
Naples 97  
Odyssey 101  
Orion 103  
Qube 96  
Sundial 107  
Sunglow 107  
Sophia 99  
Ultra 97  
Yates 104**TOWEL SHELVES**

111

# FAUCETS INDEX

## KITCHEN FAUCETS

Single Hole	
Astral	134
Berwyn	135
Cosmos	135
Cypress	134
Devon	135
Infinity	136
Luna	134
Luna Industrial	134
Three Hole 8"	
Brentwood	135
Caledonia	135
Essence	137
Infinity	136
Sunglow	137

## LAVATORY FAUCETS

Single Hole	
Astral	125
Luna	125
Zurich	124
4" Center-Set	
Brentwood	127
Caledonia	127
Cosmos	126
Fundamentals	129
Infinity	128
Kai	126
Dixon	124
Sunglow	129
8" Widespread	
Dixon	124

## PRO/TRIM TUB & SHOWER KITS 130

## PRO/VALVE 131

## ROMAN TUB FAUCETS

Astral	125
Cosmos	126
Zurich	124

## TUB & SHOWER FAUCETS

Astral	125, 130
Brentwood	127, 130
Caledonia	127, 130
Cosmos	126, 130
Dixon	124, 130
Infinity	128
Kai	126, 130
Sunglow	129
Zurich	124, 130

## TUB MOUNT FAUCETS


Victoria	127
----------	-----

## UTILITY FAUCETS

4" Center-Set	
Infinity	137
Sunglow	137

# Taymor®

door hardware, bath hardware and faucets



TAYMOR.COM

VANCOUVER | TORONTO | SAN FRANCISCO

